

JUNE 2026

# Nifty Passive Insight

Monthly updates on ETFs  
and Index Funds





# Overview

Passive funds industry displayed a mixed but resilient performance in May 2026 with AUM inching up a tad to Rs.14.77 Lakh crore despite fresh flows turning negative at Rs.402 crore.

Equity continues to be the clearest anchor. Passive equity as a category absorbed Rs 9,488 crore, with flows split across equity ETFs (Rs.6,692crore) and equity index funds (Rs.2,796 crore), reaffirming that equity remains the preferred structural allocation within passive portfolios. However, unlike earlier phases, these inflows did not translate directly into AUM expansion. Equity ETF assets edged lower at Rs.7.81 lakh crore in May 2026 from Rs.7.85 lakh crore in April 2026, even as inflows remained strong, reflecting underlying market declines offsetting the impact of fresh allocations.

Debt passive funds moved in the opposite direction with notable intensity. The segment saw a sharp net outflow of Rs.7,037 crore in May 2026. Debt ETFs alone accounted for Rs.5,179 crore, which pulled their AUM down to Rs.0.93 lakh crore from Rs.0.98 lakh crore in April 2026. Debt index funds saw continued pressure in May, with the category recording an outflow of Rs.1,858 crore, while AUM moderated to Rs 0.95 lakh crore from Rs.0.96 lakh crore in the previous month. Recent outflows reflect short-term pressure, while policy support through tax relief on FPI investments in government securities aimed at improving post-tax returns and foreign participation are expected to strengthen flows.

Commodities add another layer to this rebalancing. Passive commodity funds saw Rs.2,858 crore of outflows, led by silver ETFs (Rs.2,133 crore) and gold ETFs (Rs.725 crore), yet their assets rose to Rs.0.86 lakh crore and Rs.1.85 lakh crore, respectively, reflecting gains in underlying prices.

Total folios declined marginally to 5.47 crore from 5.48 crore, while scheme count increased from 690 in April 2026 to 701 in May 2026, with 12 new launches evenly split across categories including 6 ETF schemes and 6 Index Fund schemes. Of these, a clear majority of 10 were linked to equity, reaffirming the preference for this asset class. The overall mix of passive schemes remained balanced at 368 Index Fund schemes and 333 ETF schemes.

Overall, the passive funds industry closed May 2026 with signs of continued market development. While flows were influenced by asset-class-specific dynamics, stable asset under management, growth in product offerings and sustained investor engagement highlight the increasing relevance of passive strategies within the broader investment landscape.

# Contents

<b>Passive Funds Snapshot</b>	06
<b>Passive Funds Monthly Trend</b>	08
AUM and Net Inflows/Outflows Number of Schemes and Folios	
<b>Passive Funds Annual Trend</b>	10
AUM and Net Inflows/Outflows Number of Schemes and Folios	
<b>Holding Pattern of Passive Funds</b>	12
<b>ETFs Snapshot</b>	13
<b>ETFs Monthly Trend</b>	14
AUM and Number of Schemes Debt-oriented ETFs: Composition of AUM and Number of Schemes Equity-oriented ETFs: Composition of AUM and Number of Schemes Net Inflows/Outflows and Folios New Scheme Launches Trends and Details of Latest Schemes Top 5 AMCs offering ETF Schemes by Asset Class Top 5 Debt and Equity ETF Schemes by Index Type	
<b>ETF Turnover</b>	24
<b>ETFs Annual Trend</b>	25
AUM and Net Inflows/Outflows Number of Schemes and Folios New ETF Scheme Launches and Asset Class-wise Break-up	

**Holding Pattern of ETFs** 28

**Index Funds Snapshot** 29

**Index Funds Monthly Trend** 30

AUM and Number of Schemes

Debt-oriented Index Funds: Composition of AUM and Number of Schemes

Equity-oriented Index Funds: Composition of AUM and Number of Schemes

Net Inflows/ Outflows and Folios

New Scheme Launches Trends and Details of Latest Schemes

Top 5 AMCs offering Index Fund Schemes by Asset Class

Top 5 Debt, Equity and Hybrid Index Fund Schemes by Index Type

**Index Funds Annual Trend** 40

AUM and Net Inflows/Outflows

Number of Schemes and Folios

New Index Fund Scheme Launches and Asset Class-wise Break-up

**Holding Pattern of Index Funds** 43

**Passive Funds Linked to Nifty Indices** 44

Passive Funds in Domestic Markets

Passive Funds in Global Markets

**Annexure** 47

ETFs tracking Nifty Indices and their AUM

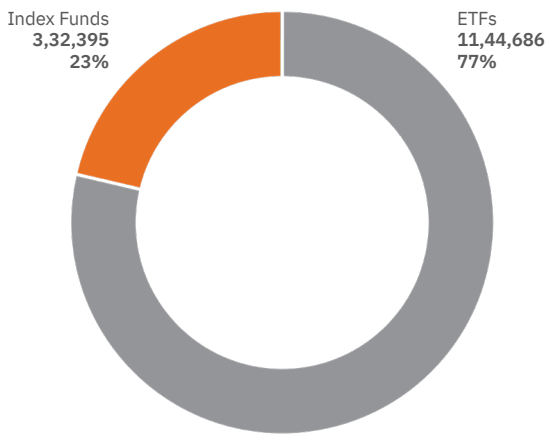
Index Funds Tracking Nifty Indices and their AUM

# Passive Funds Snapshot

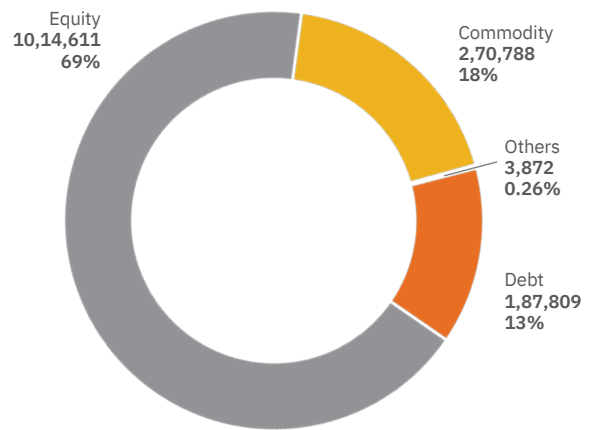
Composition of AUM: Rs.14.77 Lakh Crore

AS OF MAY 2026

By Fund Type (Rs. Crore)



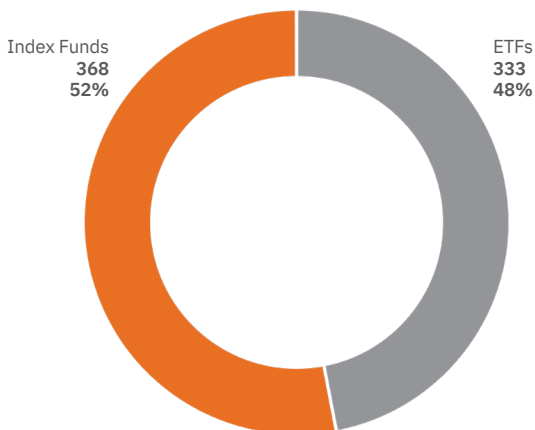
By Asset Class (Rs. Crore)



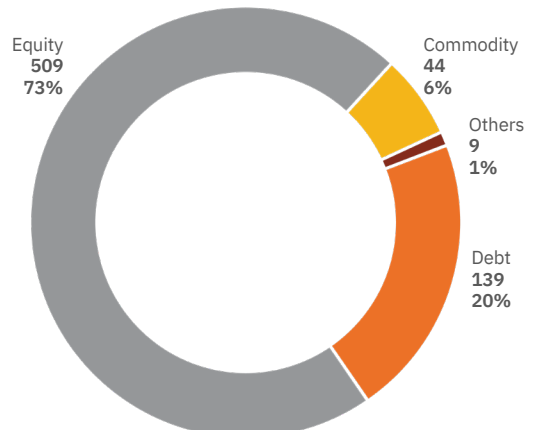
Composition of Schemes: 701

AS OF MAY 2026

By Fund Type (Numbers)



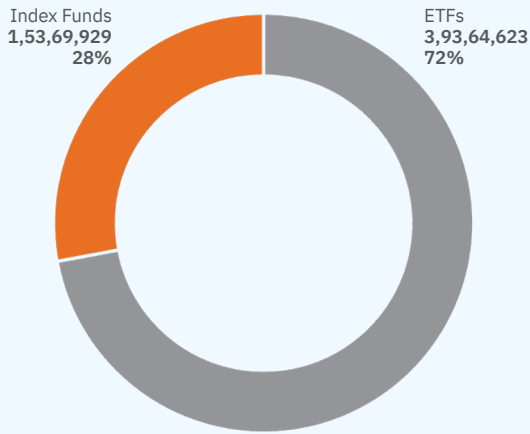
By Asset Class (Numbers)



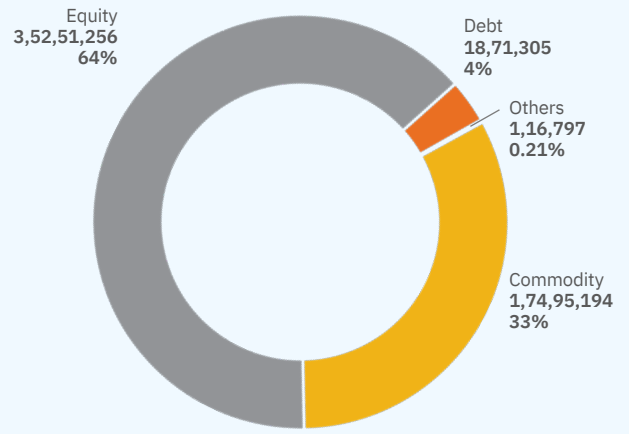
## Composition of Folios: Rs.5.47 Crore

AS OF MAY 2026

### By Fund Type (Rs. Crore)



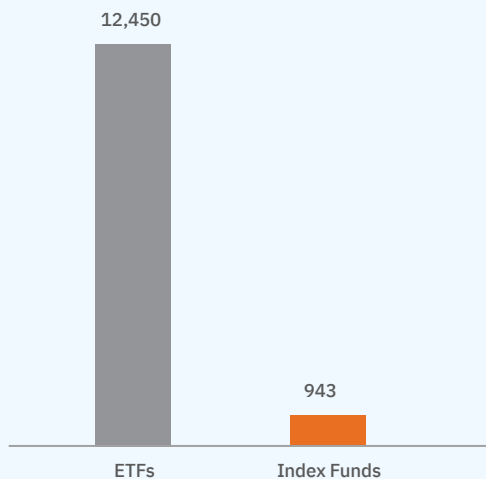
### By Asset Class (Rs. Crore)



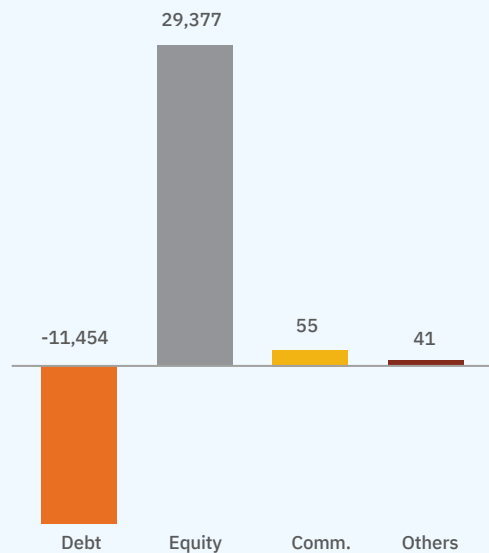
## Composition of Net Inflows/Outflows: Rs.13,393 Crore

DURING APR - MAY 2026

### By Fund Type (Rs. Crore)

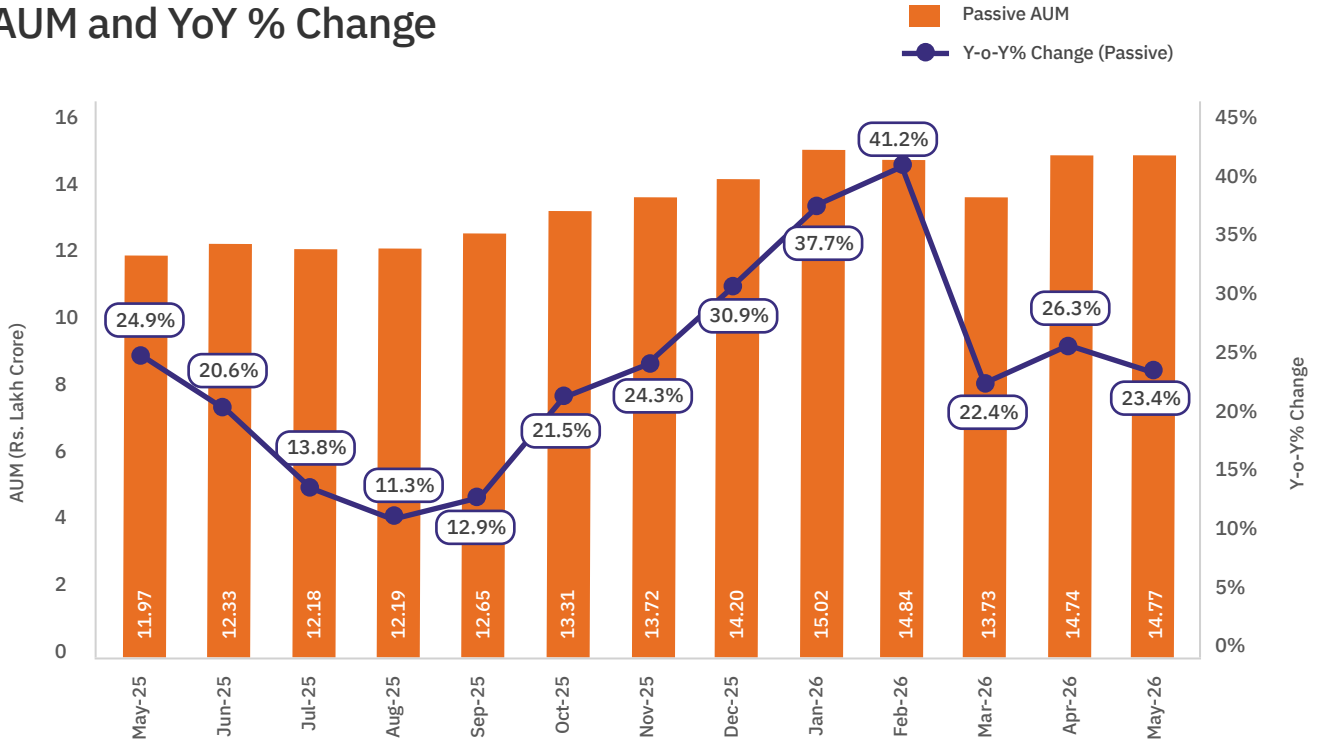


### By Asset Class (Rs. Crore)

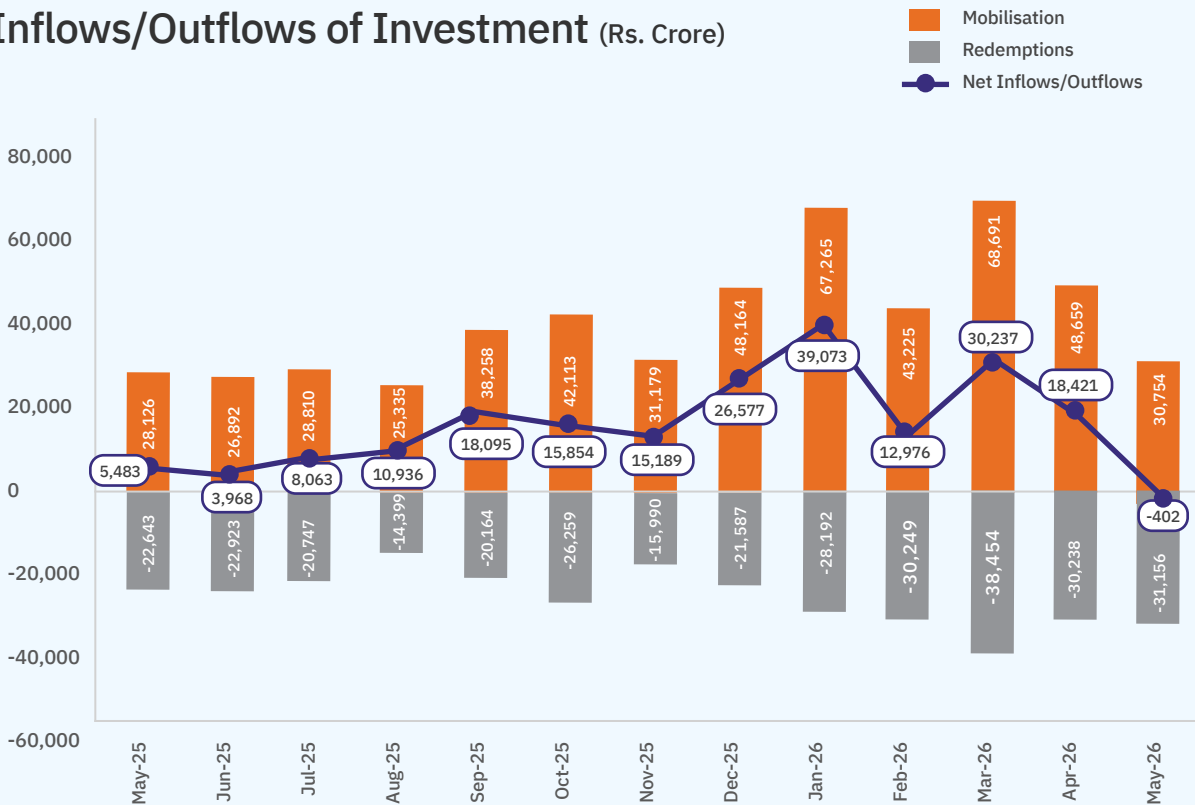


# Passive Funds Monthly Trend

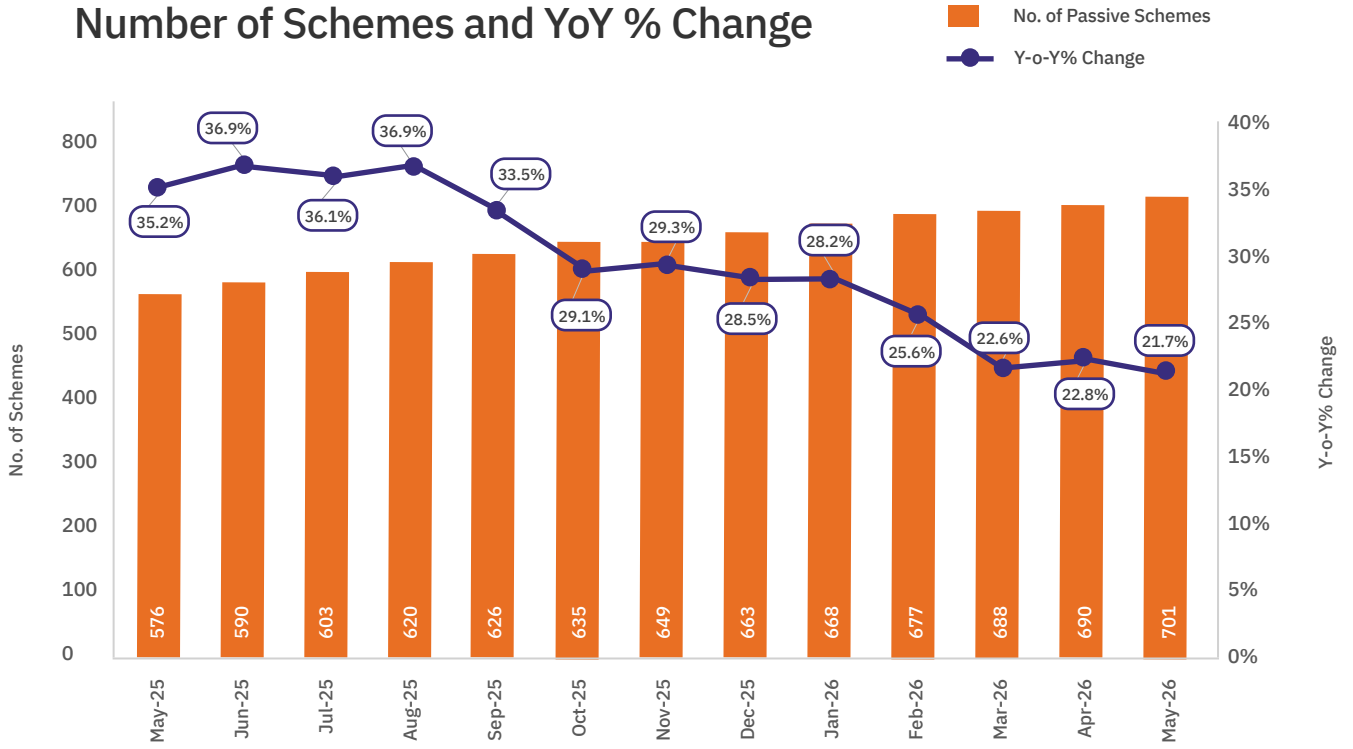
## AUM and YoY % Change



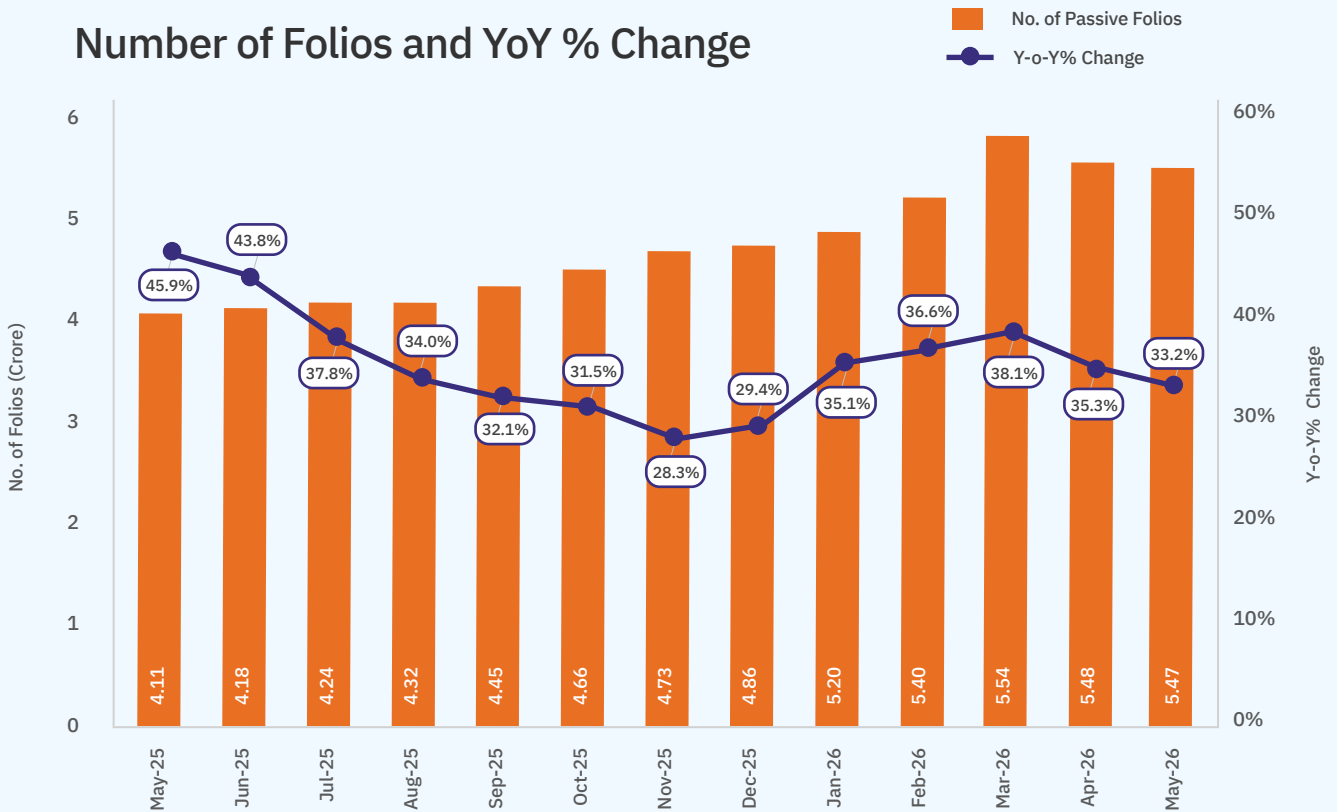
## Inflows/Outflows of Investment (Rs. Crore)



## Number of Schemes and YoY % Change

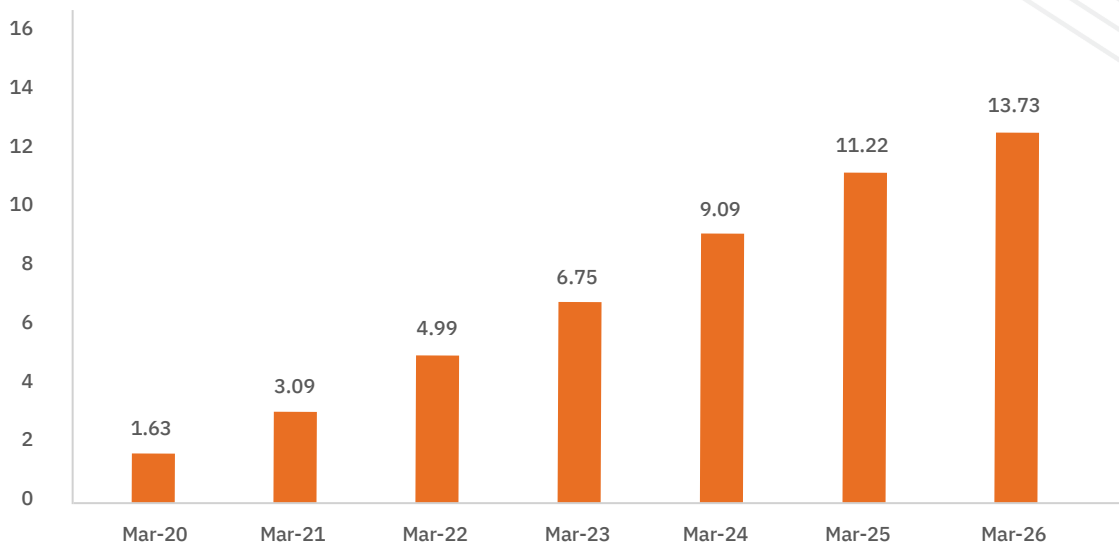


## Number of Folios and YoY % Change

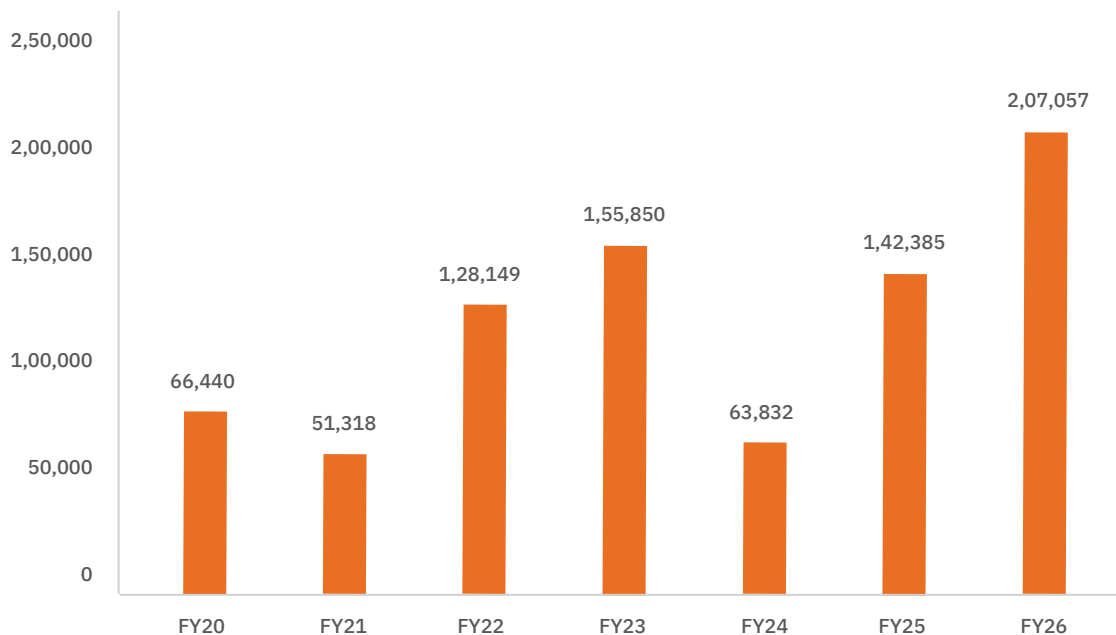


# Passive Funds Annual Trend

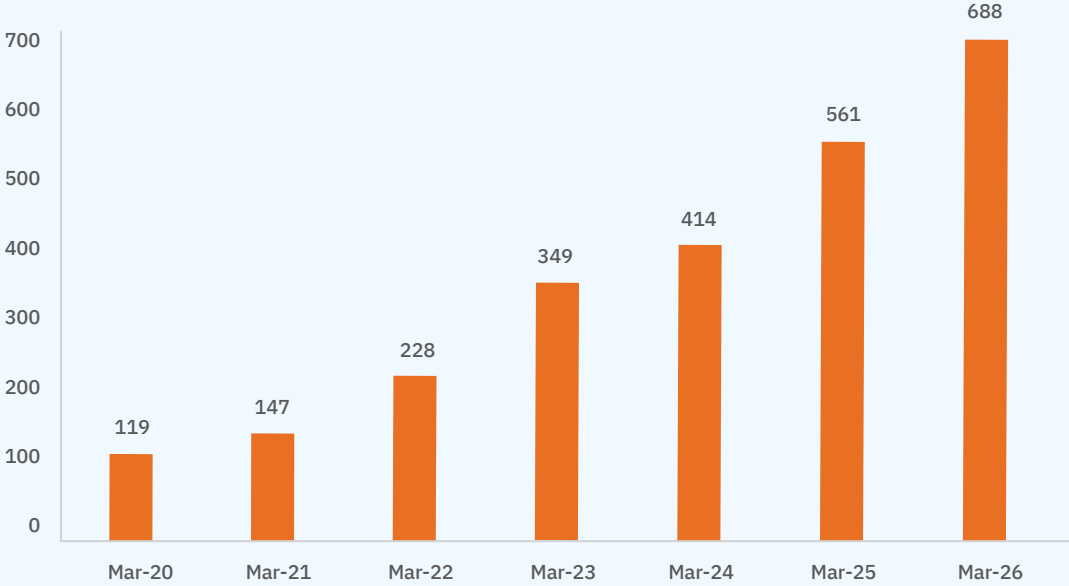
AUM (Rs. Lakh Crore)



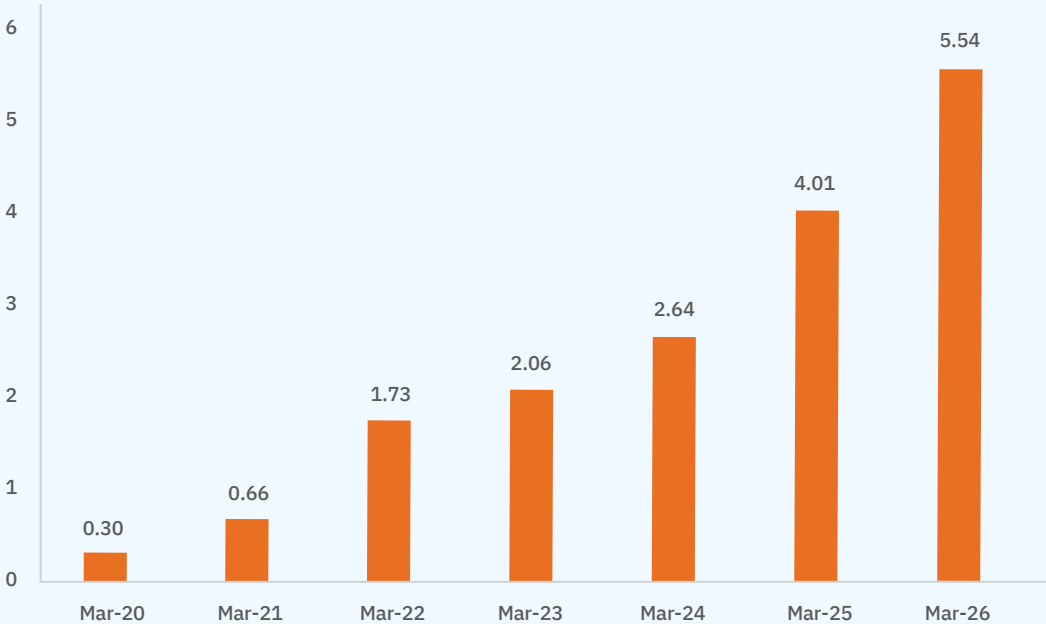
Net Inflows/Outflows of Investment (Rs. Crore)



### Number of Schemes (Numbers)



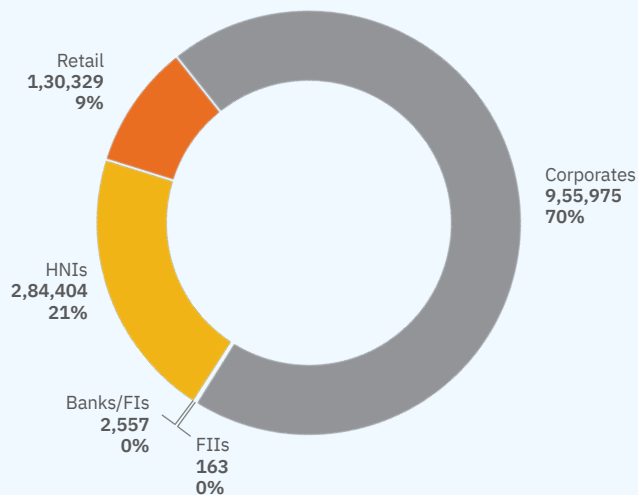
### Number of Folios (Crore)



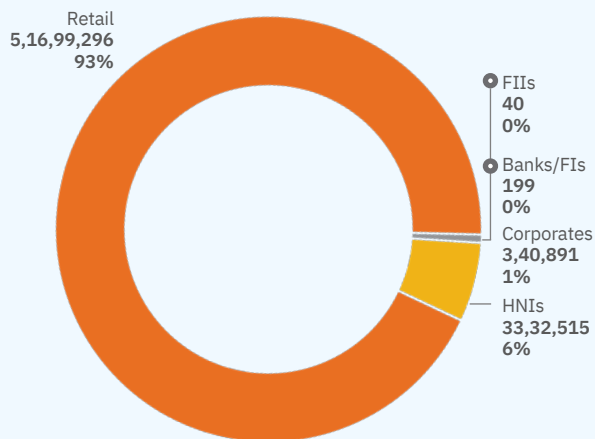
# Holding Pattern of Passive Funds

(AS OF MAR 2026)


## AUM (Rs.Crore)



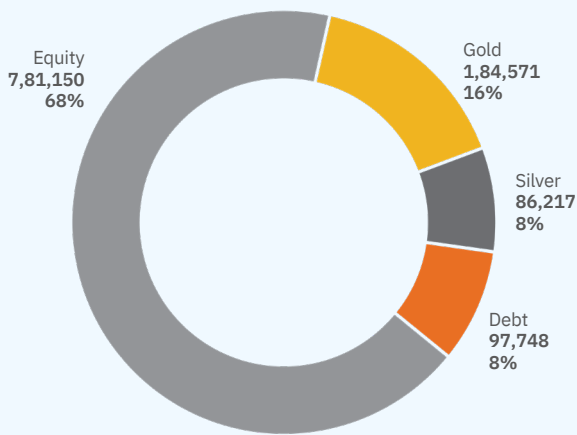
## Folios (Numbers)



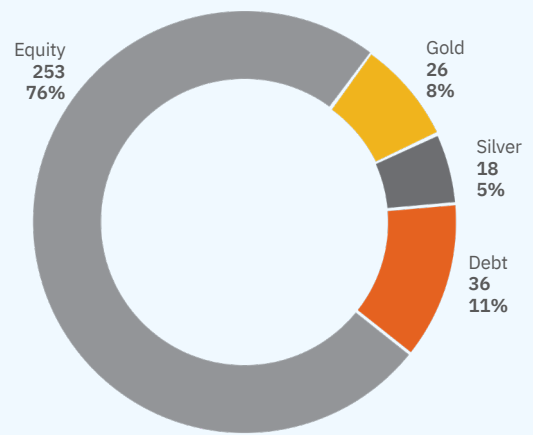
# ETFs Snapshot



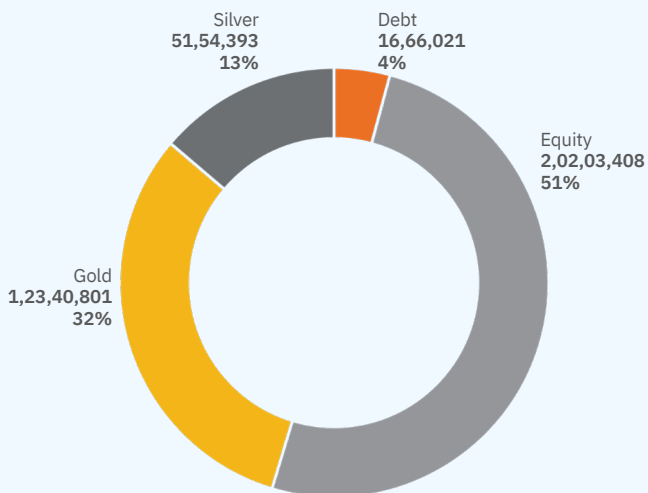
**Composition of AUM (Rs.Crore)**



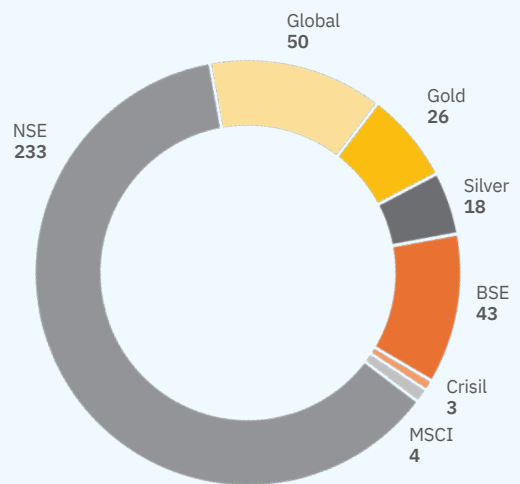
**Composition of Schemes (Numbers)**



**Composition of Folios (Numbers)**

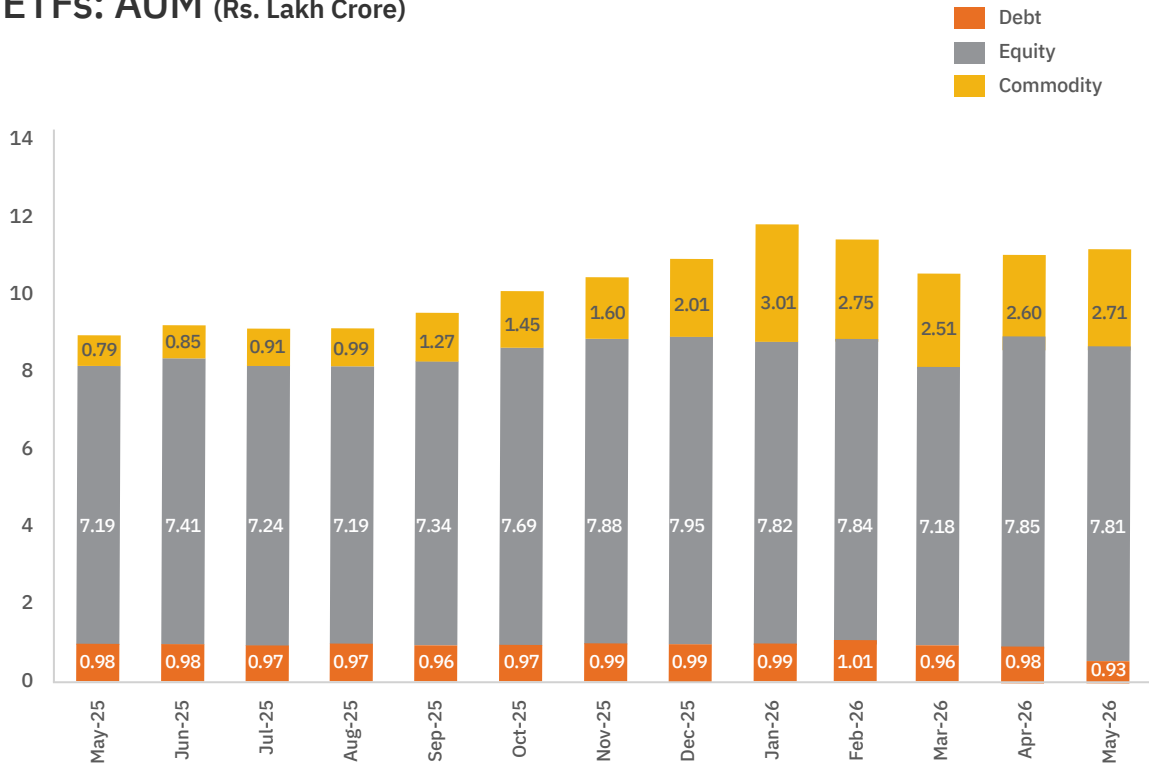


**No. of Schemes Tracking Indices**

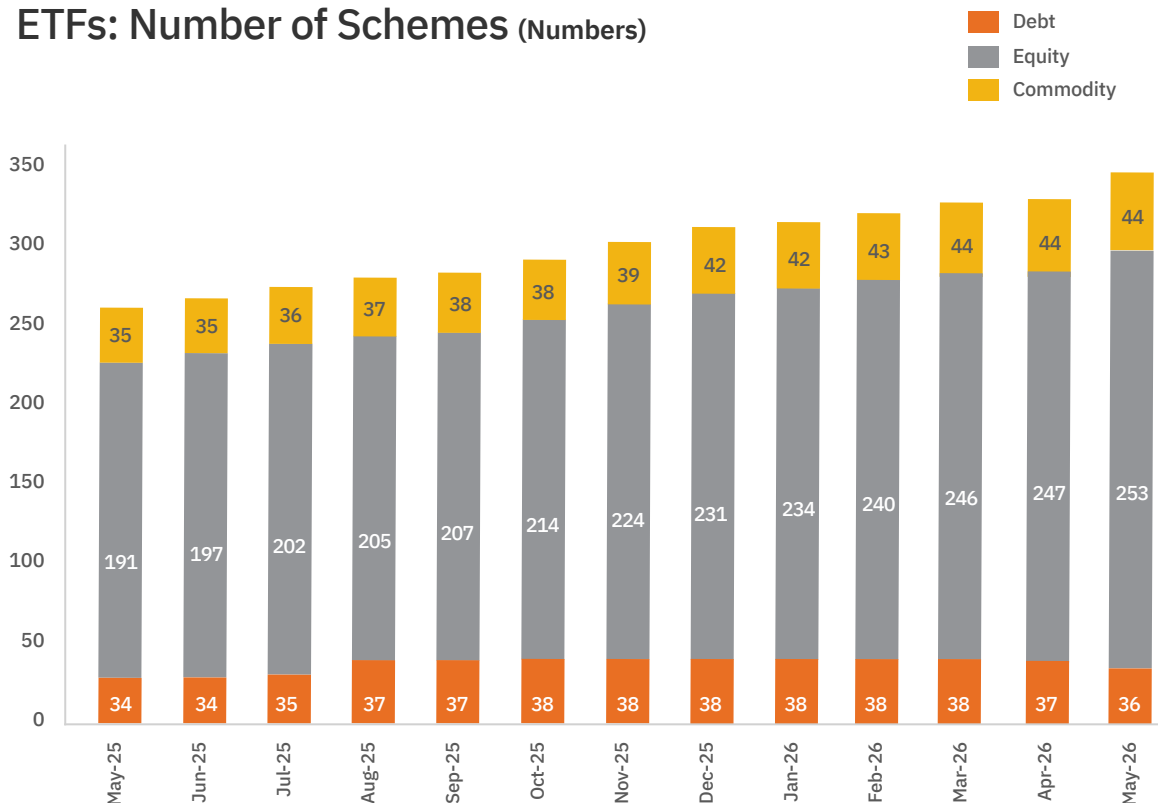


# ETFs Monthly Trend

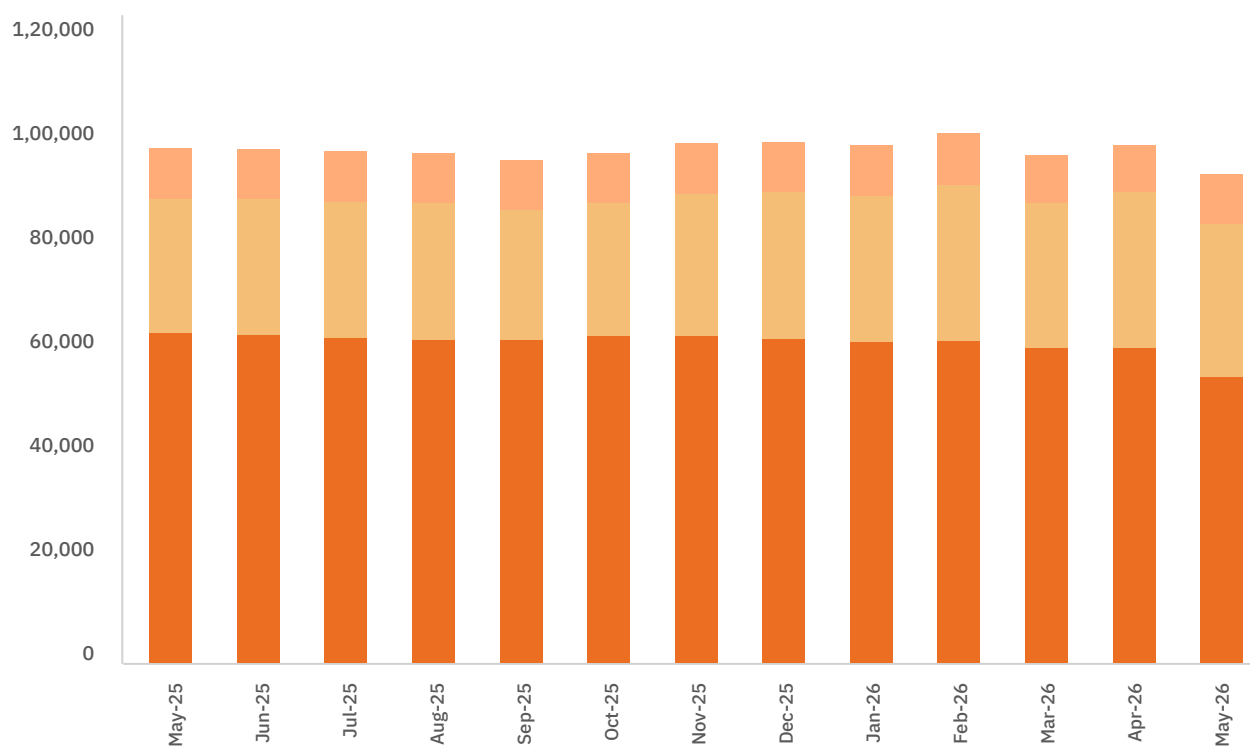
ETFs: AUM (Rs. Lakh Crore)



ETFs: Number of Schemes (Numbers)

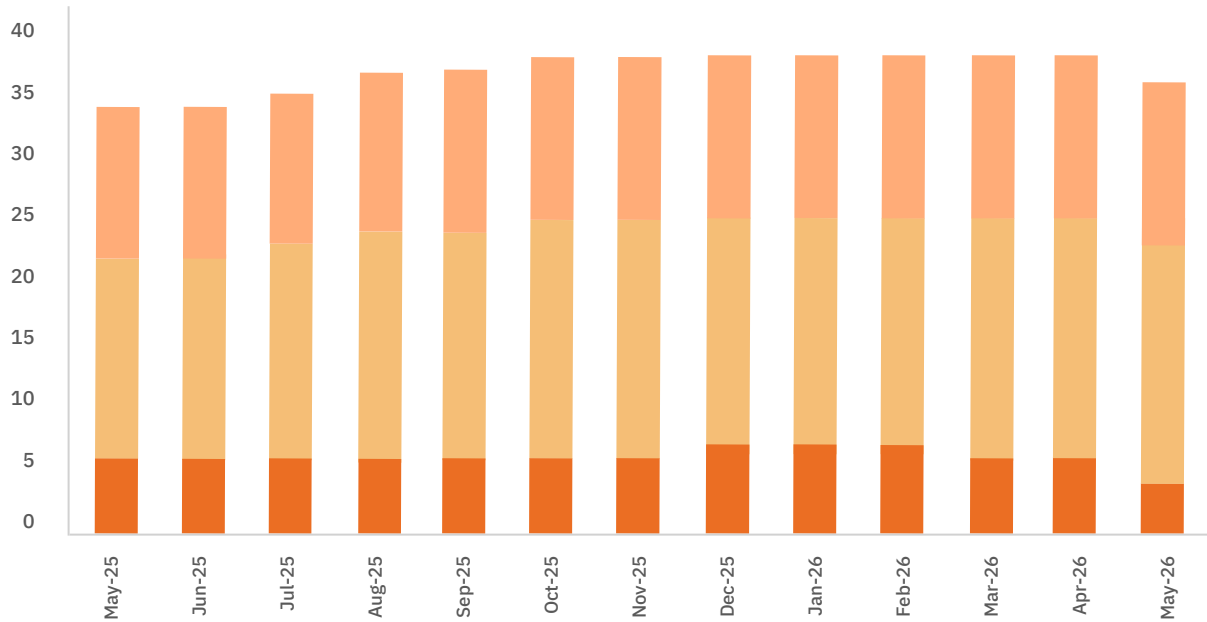


## ETFs – Debt: AUM (Rs. Crore)



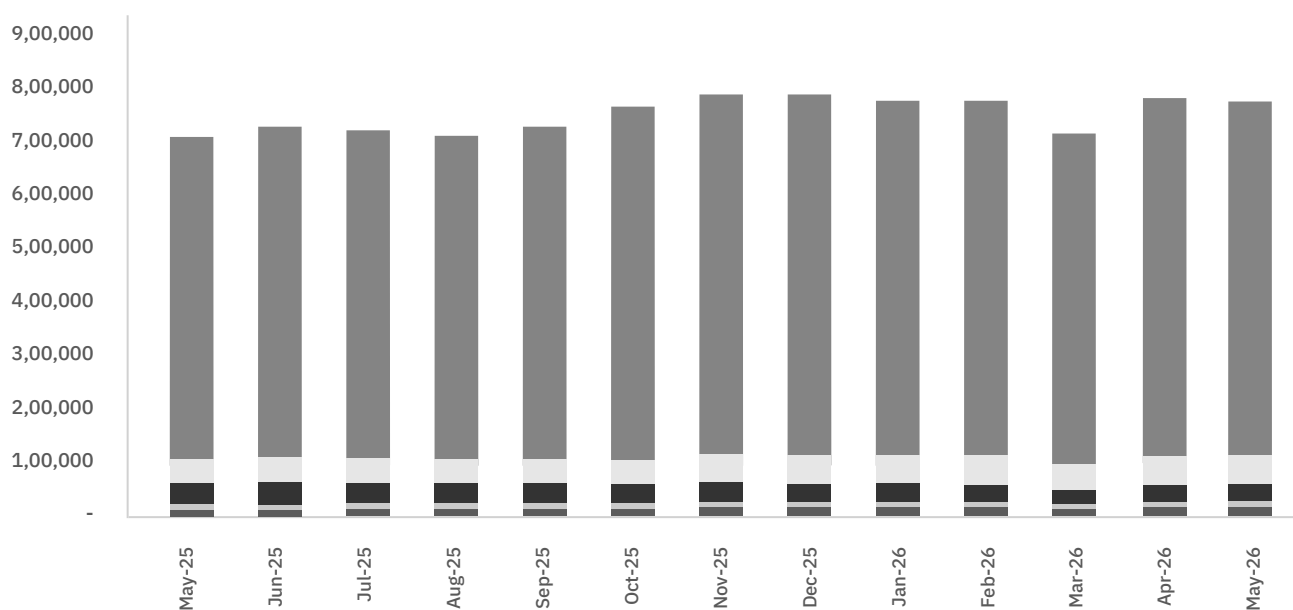
Index Type	May-25	Jun-25	Jul-25	Aug-25	Sep-25	Oct-25	Nov-25	Dec-25	Jan-26	Feb-26	Mar-26	Apr-26	May-26
G-Sec Maturity Based	9,803	9,545	9,504	9,561	9,397	9,442	9,504	9,527	9,616	9,700	9,192	8,899	8,899
Money Market	25,539	25,901	25,938	26,008	24,886	25,508	27,128	27,630	27,684	29,322	27,121	29,494	29,616
Target Maturity	62,662	62,325	61,957	61,463	61,487	62,058	62,219	61,850	61,261	61,516	60,058	60,086	54,537

## ETFs – Debt: Number of Schemes (Numbers)



Index Type	May-25	Jun-25	Jul-25	Aug-25	Sep-25	Oct-25	Nov-25	Dec-25	Jan-26	Feb-26	Mar-26	Apr-26	May-26
G-Sec Maturity Based	12	12	12	13	13	13	13	13	13	13	13	13	13
Money Market	16	16	17	18	18	19	19	19	19	19	19	19	19
Target Maturity	6	6	6	6	6	6	6	6	6	6	6	6	4

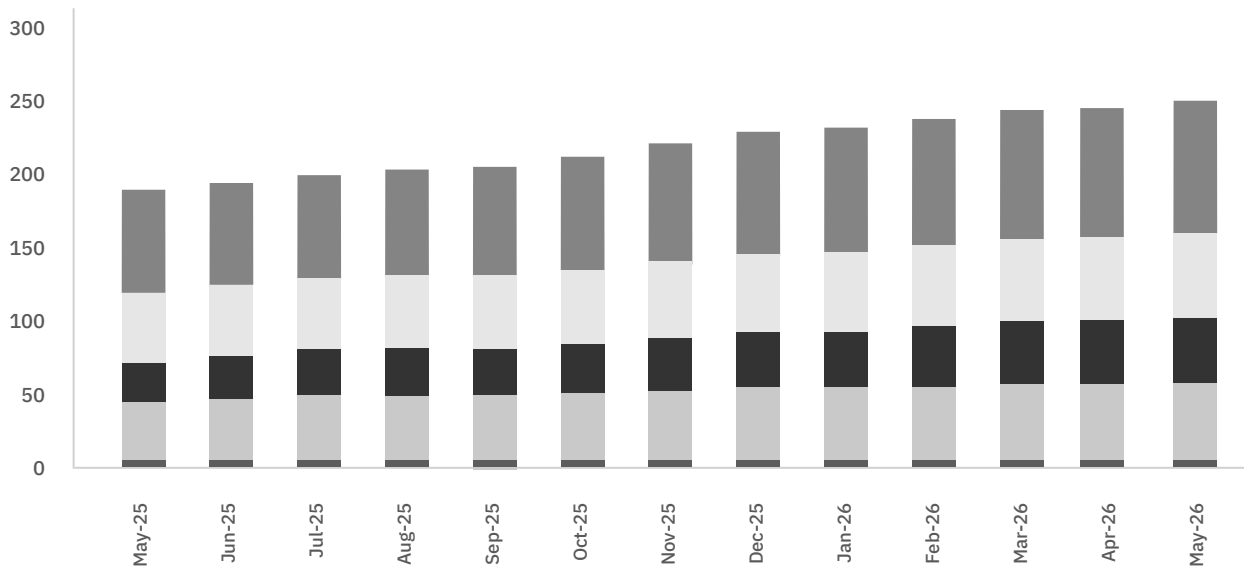
## ETFs – Equity: AUM (Rs. Crore)



Index Type	May-25	Jun-25	Jul-25	Aug-25	Sep-25	Oct-25	Nov-25	Dec-25	Jan-26	Feb-26	Mar-26	Apr-26	May-26
Broad Market	6,06,417	6,26,373	6,13,254	6,09,751	6,20,519	6,53,589	6,71,086	6,77,357	6,64,159	6,66,402	6,16,875	6,72,999	6,66,381
Sectoral	47,359	48,764	47,019	45,993	47,199	50,457	53,750	54,046	54,195	56,292	47,353	51,253	51,447
Thematic	39,789	39,261	36,620	35,577	36,080	34,891	33,491	33,546	33,633	31,349	26,011	28,932	27,607
Strategy	11,566	11,970	11,719	11,755	11,782	12,383	12,498	12,551	12,353	12,672	11,554	12,998	13,035
Global	13,977	14,870	15,583	15,843	16,906	17,552	17,431	17,236	17,737	16,995	16,657	19,275	21,212

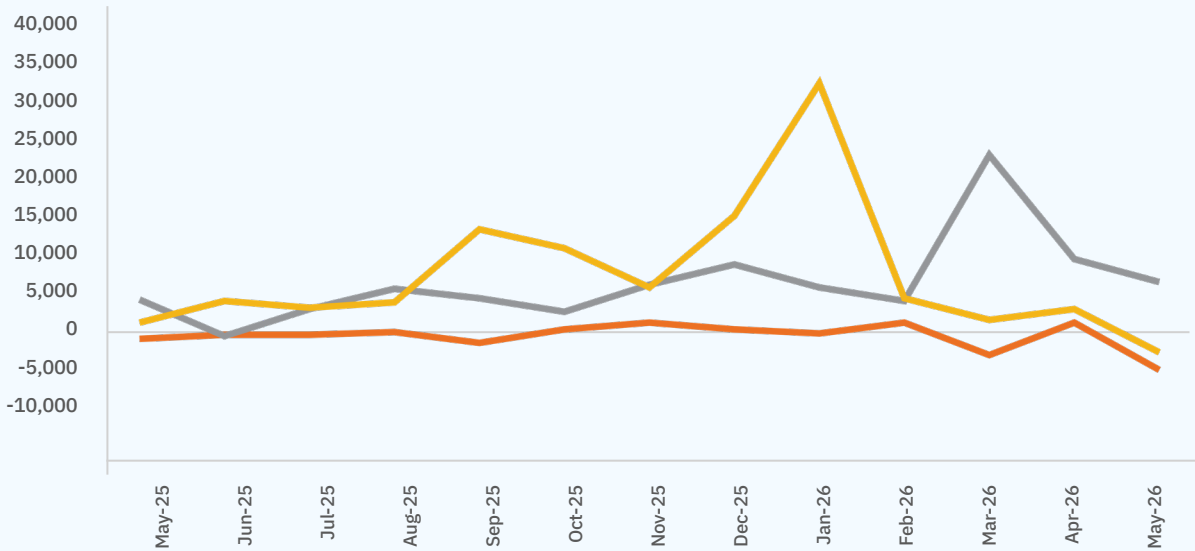


## ETFs – Equity: Number of Schemes (Numbers)



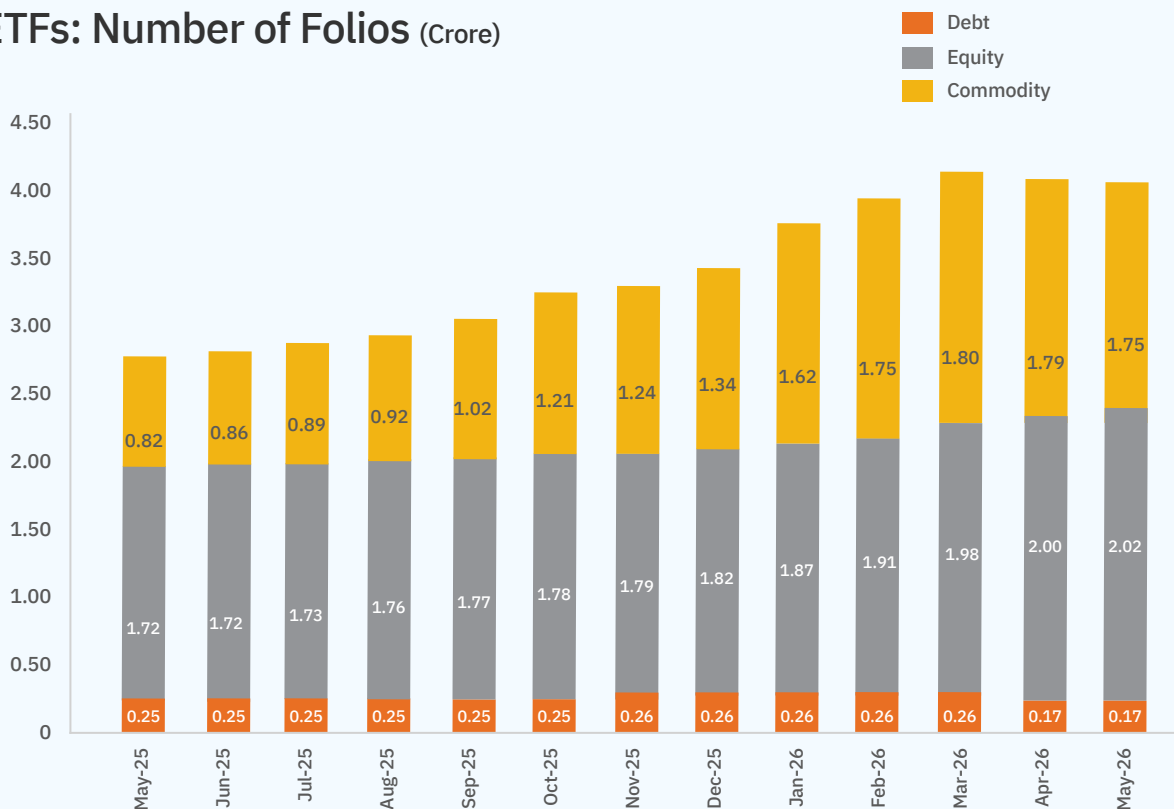
Index Type	May-25	Jun-25	Jul-25	Aug-25	Sep-25	Oct-25	Nov-25	Dec-25	Jan-26	Feb-26	Mar-26	Apr-26	May-26
Broad Market	69	70	71	72	74	77	82	84	86	87	88	88	91
Sectoral	49	49	49	50	50	51	52	53	54	55	57	57	59
Thematic	27	29	31	32	32	33	35	37	37	41	42	43	43
Strategy	40	42	45	45	45	47	49	51	51	51	53	53	54
Global	6	6	6	6	6	6	6	6	6	6	6	6	6

## ETFs: Net Inflows/Outflows of Investment (Rs. Crore)

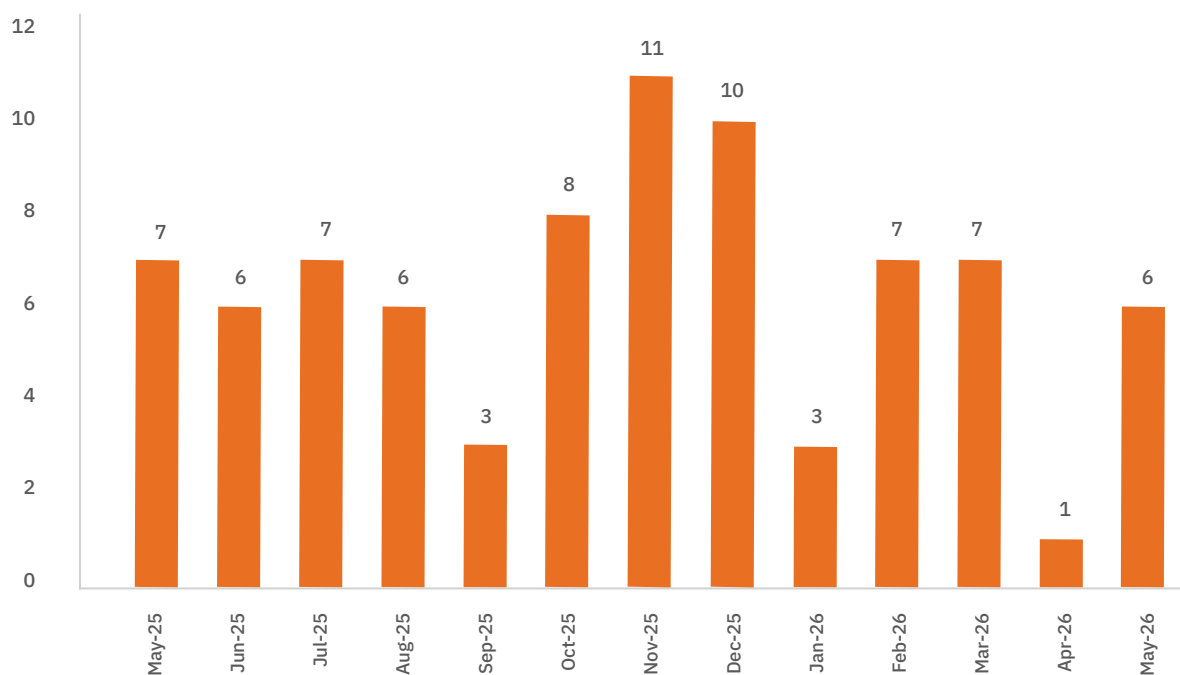


	May-25	Jun-25	Jul-25	Aug-25	Sep-25	Oct-25	Nov-25	Dec-25	Jan-26	Feb-26	Mar-26	Apr-26	May-26
Debt	-994	-499	-465	-213	-1,657	170	1,242	256	-343	1,173	-3,284	1,214	-5,179
Equity	4,227	-661	3,037	5,697	4,466	2,599	6,325	8,981	5,885	4,141	23,770	9,668	6,692
Commodity	1,146	4,085	3,160	3,949	13,705	11,156	5,896	15,609	33,503	4,429	1,582	2,914	-2,858

## ETFs: Number of Folios (Crore)



## New ETF Scheme Launches (Numbers)



## New ETFs Launched in May 2026

Scheme Name	Scheme Type	AUM (Rs. Crore)
Edelweiss Nifty Next 50 ETF	ETFs - Equity	7.32
SBI Nifty Smallcap 250 ETF	ETFs - Equity	6.41
360 ONE MSCI India ETF	ETFs - Equity	6.32
Groww Nifty Private Bank ETF	ETFs - Equity	5.95
SBI Nifty200 Value 30 ETF	ETFs - Equity	5.83
DSP Nifty FMCG ETF	ETFs - Equity	5.49

# Top 5 AMCs offering ETF Schemes by AUM

AS OF MAY 2026

## Debt-Oriented ETFs

AMC Name	AUM (Rs.Crore)
Edelweiss Asset Management	54,588
Nippon Life India Asset Management Limited	13,963
Zerodha Asset Management Private Limited	9,753
SBI Funds Management Limited	3,348
ICICI Prudential Asset Management Company Limited	2,774

## Equity-Oriented ETFs

AMC Name	AUM (Rs.Crore)
SBI Funds Management Limited	3,29,304
Nippon Life India Asset Management Limited	1,40,579
UTI Asset Management Company Limited	1,27,471
ICICI Prudential Asset Management Company Limited	1,00,251
Mirae Asset Investment Managers (India) Private Limited	18,767

## Commodity-Oriented ETFs

AMC Name	AUM (Rs.Crore)
Nippon Life India Asset Management Limited	89,692
ICICI Prudential Asset Management Company Limited	43,564
HDFC Asset Management	32,490
SBI Funds Management Limited	31,910
Kotak Mahindra Asset Management	18,743

# Top 5 ETF Schemes by Index Type

AS OF MAY 2026

## Debt-Oriented ETFs

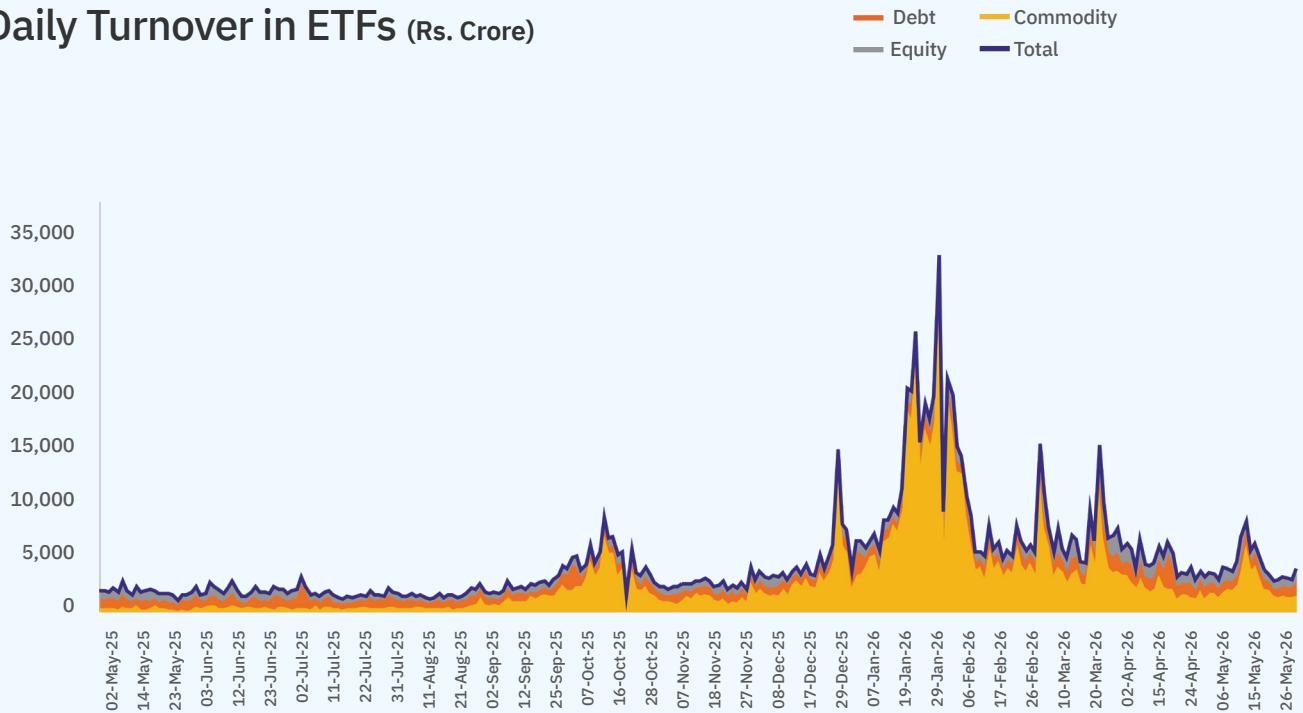
Scheme Name	AUM (Rs. Crore)
<b>G-Sec Maturity Based</b>	
SBI Nifty 10 yr Benchmark G-Sec ETF	3,232
Nippon India ETF Nifty 8-13 Yr G-Sec Long Term Gilt	2,448
LIC MF NIFTY 8-13 YR G-SEC ETF	1,881
ICICI Prudential Nifty 10 yr Benchmark G-Sec ETF	585
Nippon India ETF Nifty 5 Yr Benchmark G-Sec	252
<b>Money Market</b>	
Nippon India ETF Nifty 1D Rate Liquid Bees	11,148
Zerodha Nifty 1D Rate Liquid ETF	9,633
Kotak Nifty 1D Rate Liquid ETF	1,748
DSP BSE Liquid Rate ETF	1,614
ICICI Prudential BSE Liquid Rate ETF-IDCW	1,305
<b>Target Maturity</b>	
Bharat Bond ETF - April 2030	24,860
Bharat Bond ETF- April 2031	13,142
Bharat Bond ETF - April 2032	10,423
Bharat Bond ETF - April 2033	6,113

## Equity-Oriented ETFs

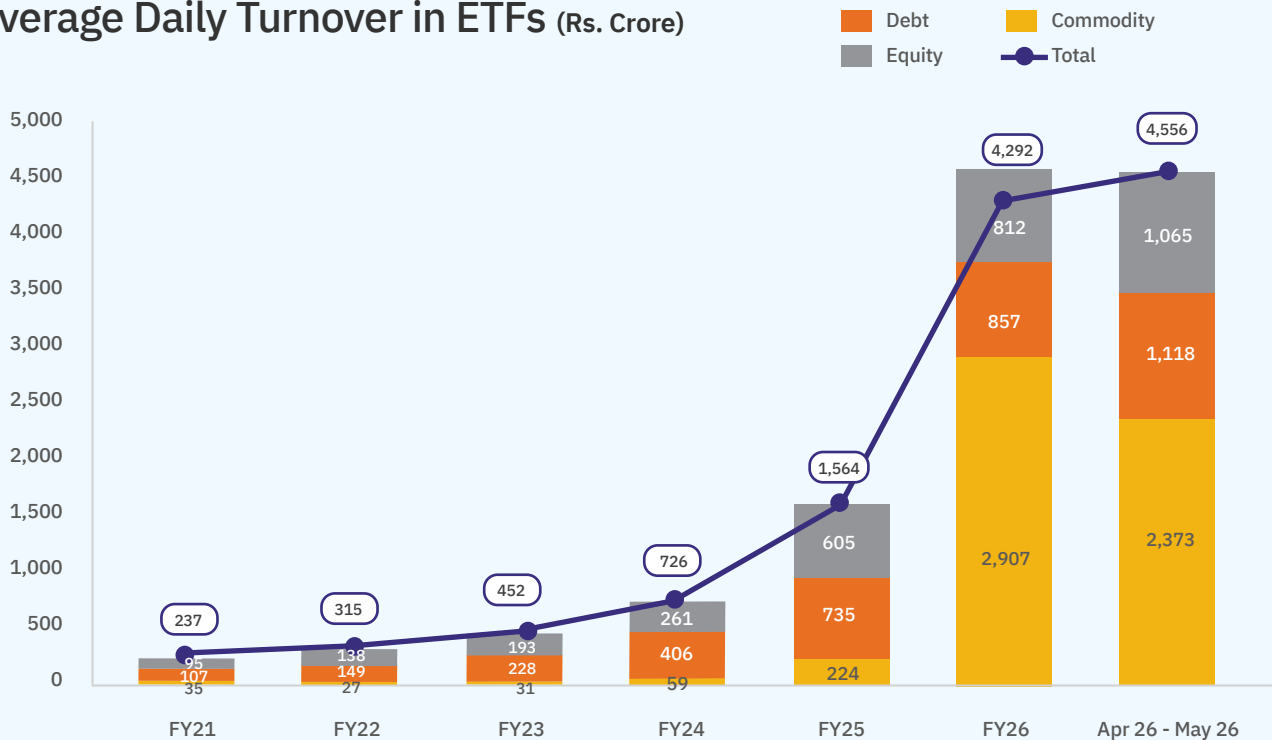
Scheme Name	AUM (Rs. Crore)
<b>Broad Market</b>	
SBI Nifty 50 ETF	2,05,278
SBI BSE SENSEX ETF	1,15,687
UTI Nifty 50 ETF	68,963
Nippon India ETF Nifty 50 Bees	62,890
UTI BSE Sensex ETF	53,052
<b>Sectoral</b>	
Nippon India ETF Nifty Bank Bees	7,937
Kotak Nifty Bank ETF	4,358
Nippon India ETF Nifty PSU Bank Bees	4,078
SBI Nifty Bank ETF	3,674
Nippon India ETF Nifty IT	3,452
<b>Thematic</b>	
CPSE ETF	20,959
Motilal Oswal Nifty India Defence ETF	1,384
SBI BSE PSU Bank ETF	1,107
ICICI Prudential Nifty Infrastructure ETF	407
Groww Nifty India Defence ETF	330
<b>Strategy</b>	
ICICI Prudential Nifty 100 Low Volatility 30 ETF	3,390
ICICI Prudential Nifty Alpha Low - Volatility 30 ETF	1,482
DSP Nifty 50 Equal Weight ETF	1,377
Mirae Asset Nifty Smallcap 250 Momentum Quality 100 ETF	915
Kotak Nifty Alpha 50 ETF	833
<b>Global</b>	
Motilal Oswal NASDAQ 100 ETF	14,174
Mirae Asset NYSE FANG + ETF	4,258
Mirae Asset S&P 500 Top 50 ETF	1,160
Nippon India ETF Hang Seng Bees	1,059
Mirae Asset Hang Seng Tech ETF	384

# ETFs Turnover

Daily Turnover in ETFs (Rs. Crore)

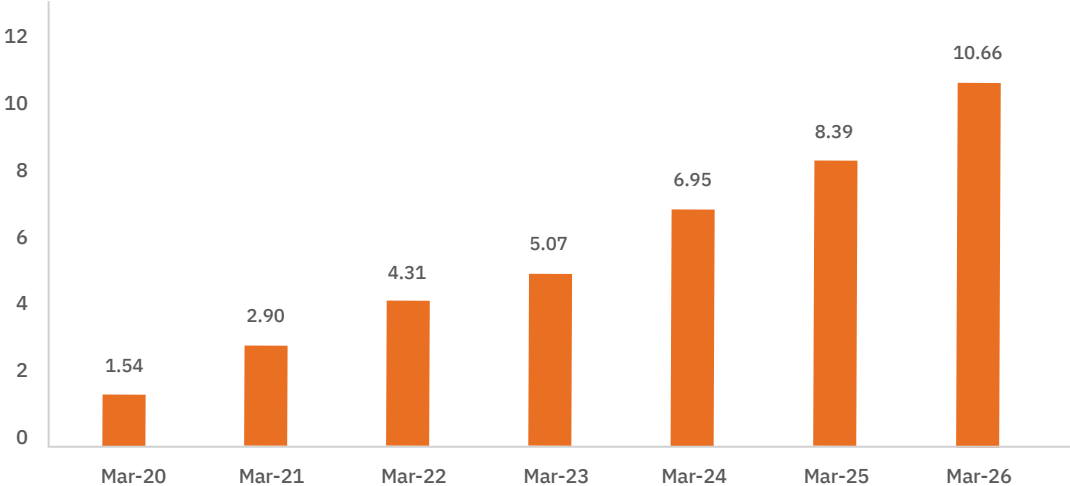


Average Daily Turnover in ETFs (Rs. Crore)

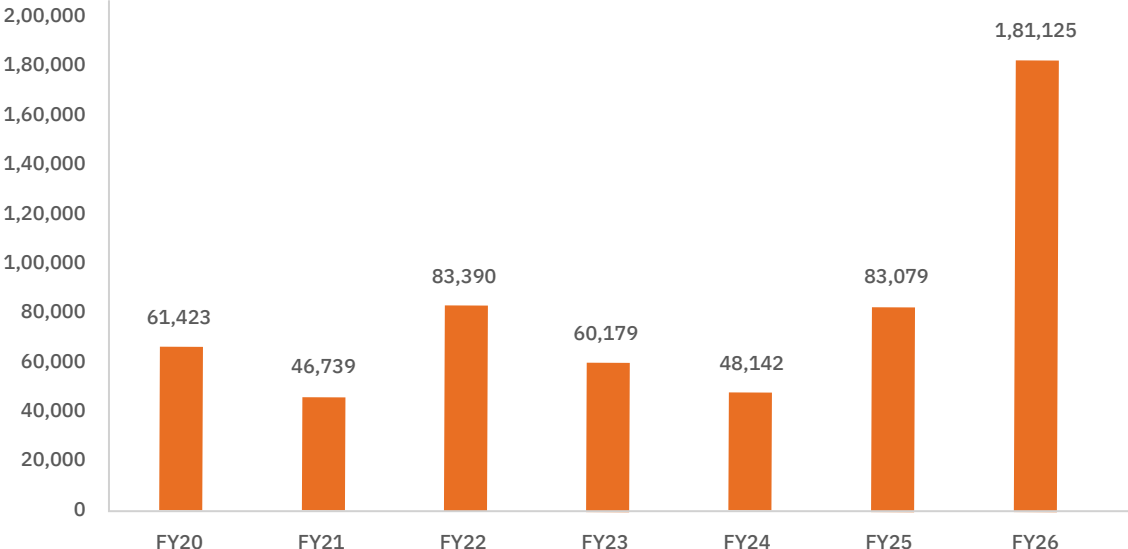


# ETFs Annual Trend

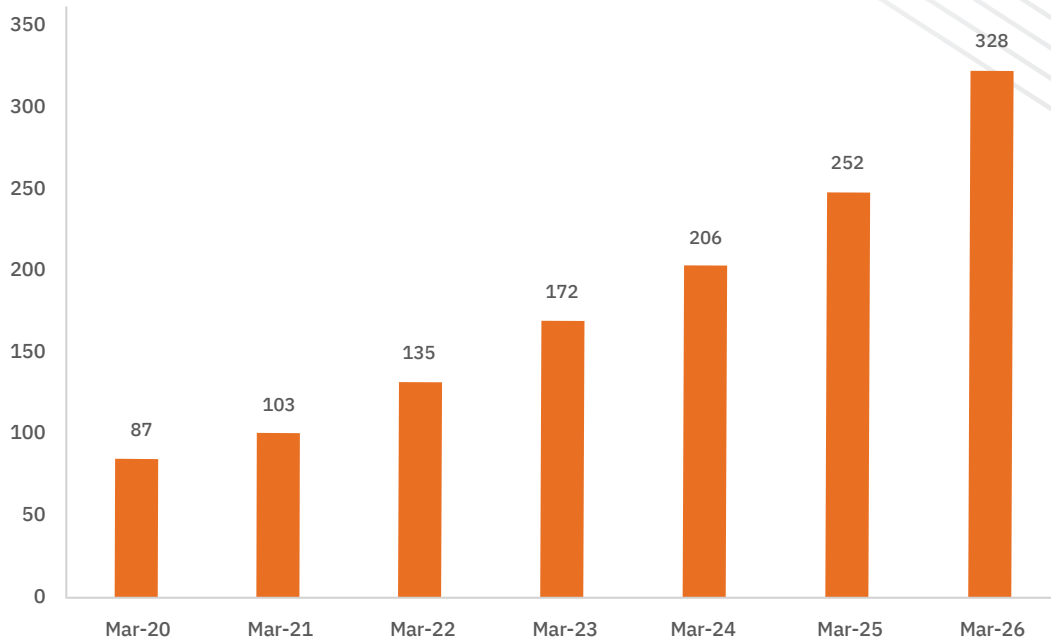
ETFs: AUM (Rs. Lakh Crore)



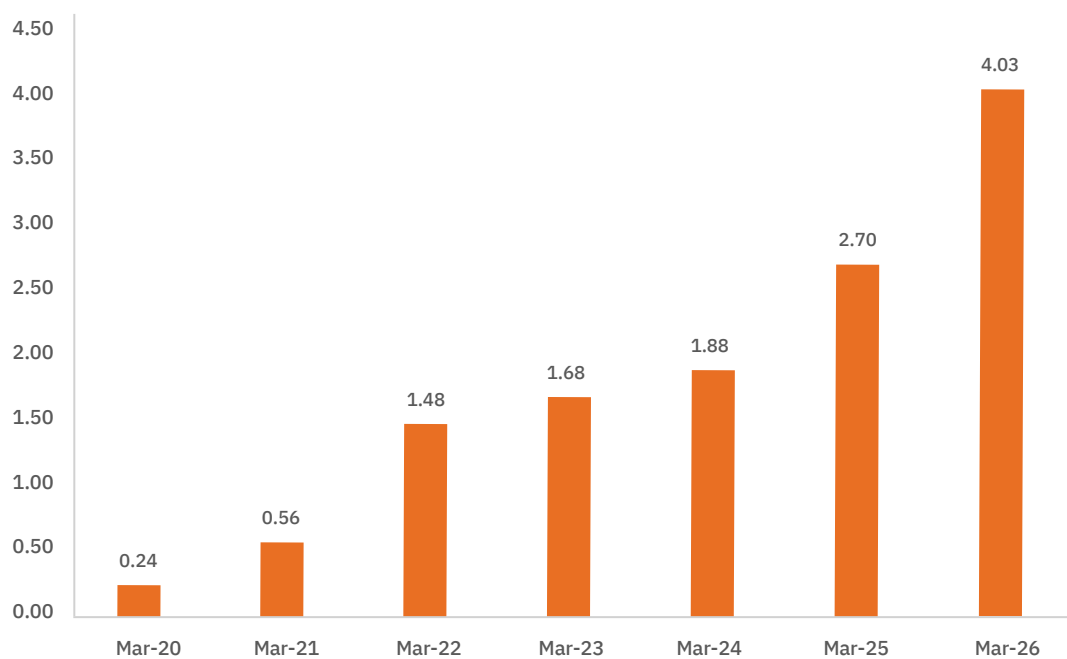
Net Inflows/Outflows of Investment (Rs. Crore)



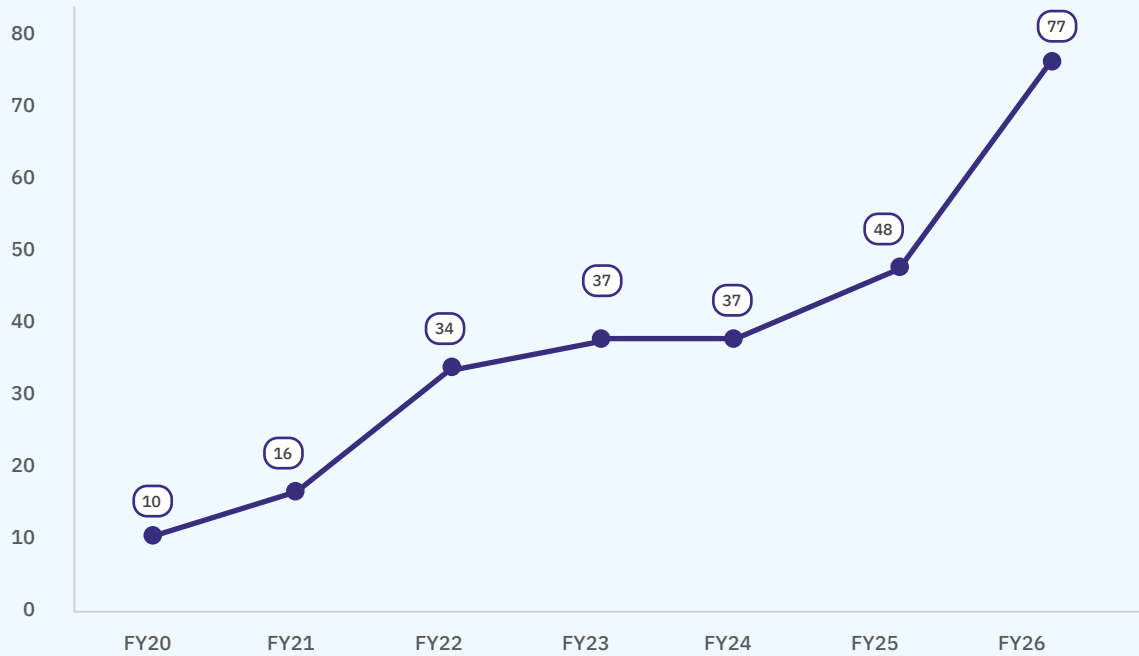
## ETFs: Number of Schemes (Numbers)



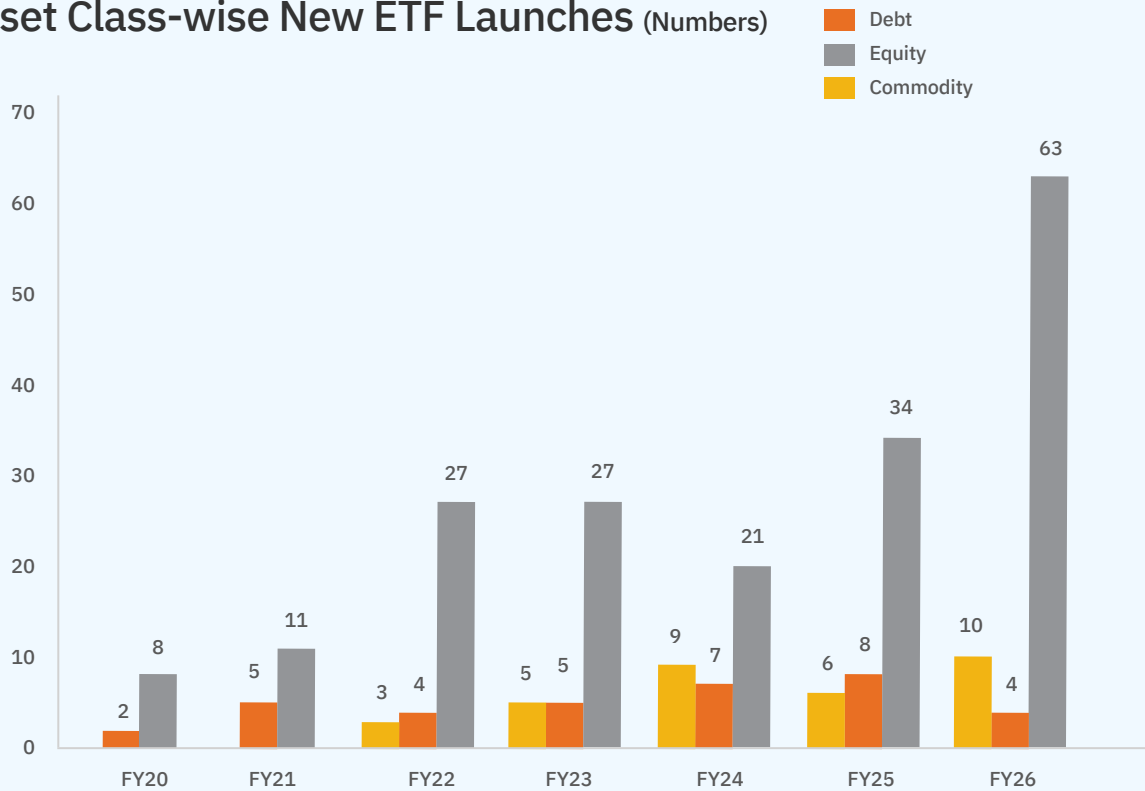
## ETFs: Number of Folios (Crore)



## New ETF Scheme Launches (Numbers)



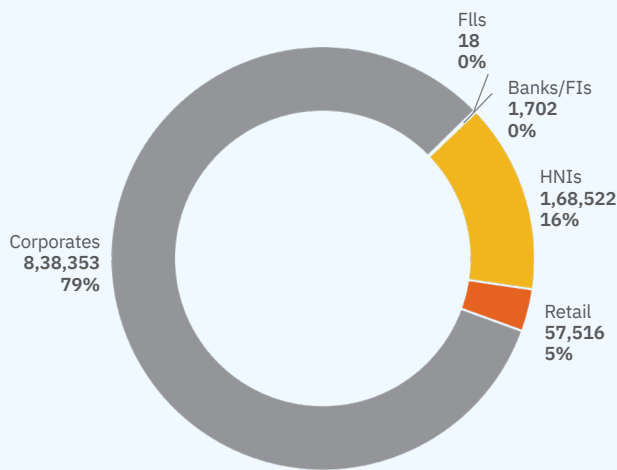
## Asset Class-wise New ETF Launches (Numbers)



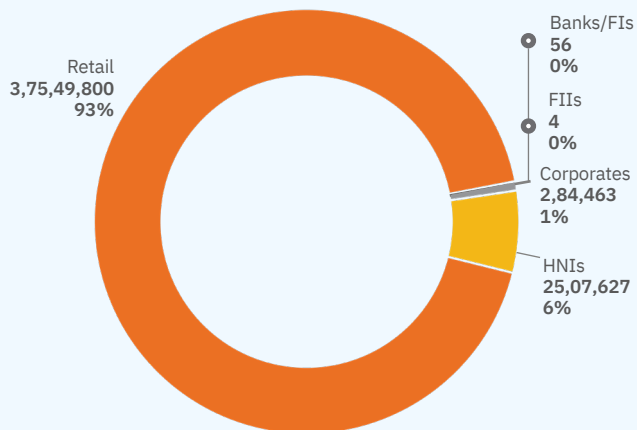
# Holding Pattern of ETFs

(AS OF MAR 2026)

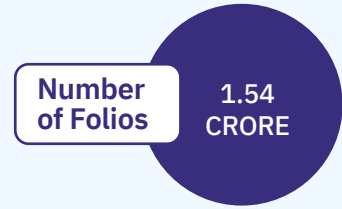
## AUM (Rs. Crore)



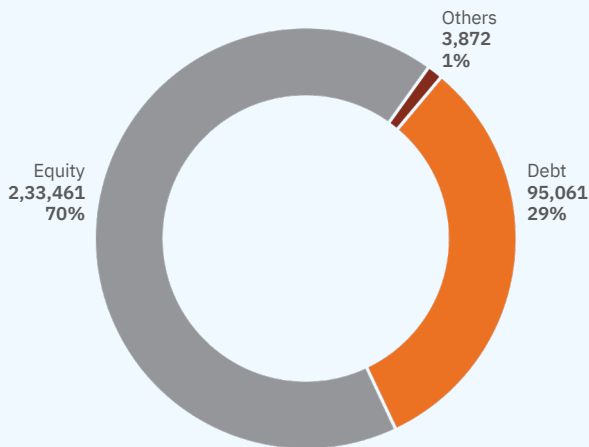
## Folios (Numbers)



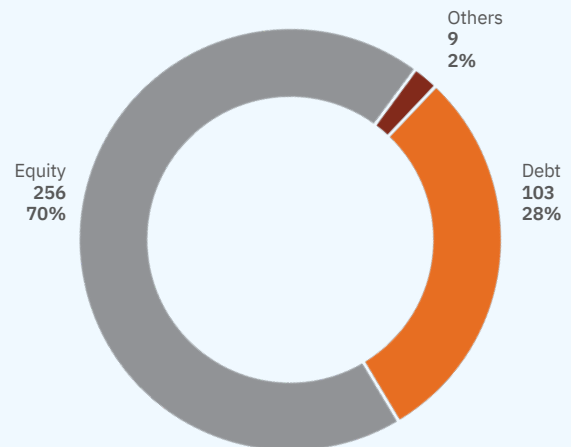
# Index Funds Snapshot



**Composition of AUM (Rs.Crore)**



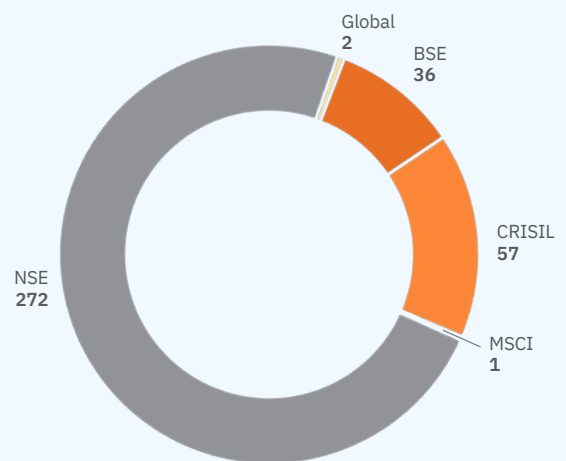
**Composition of Schemes (Numbers)**



**Composition of Folios (Numbers)**

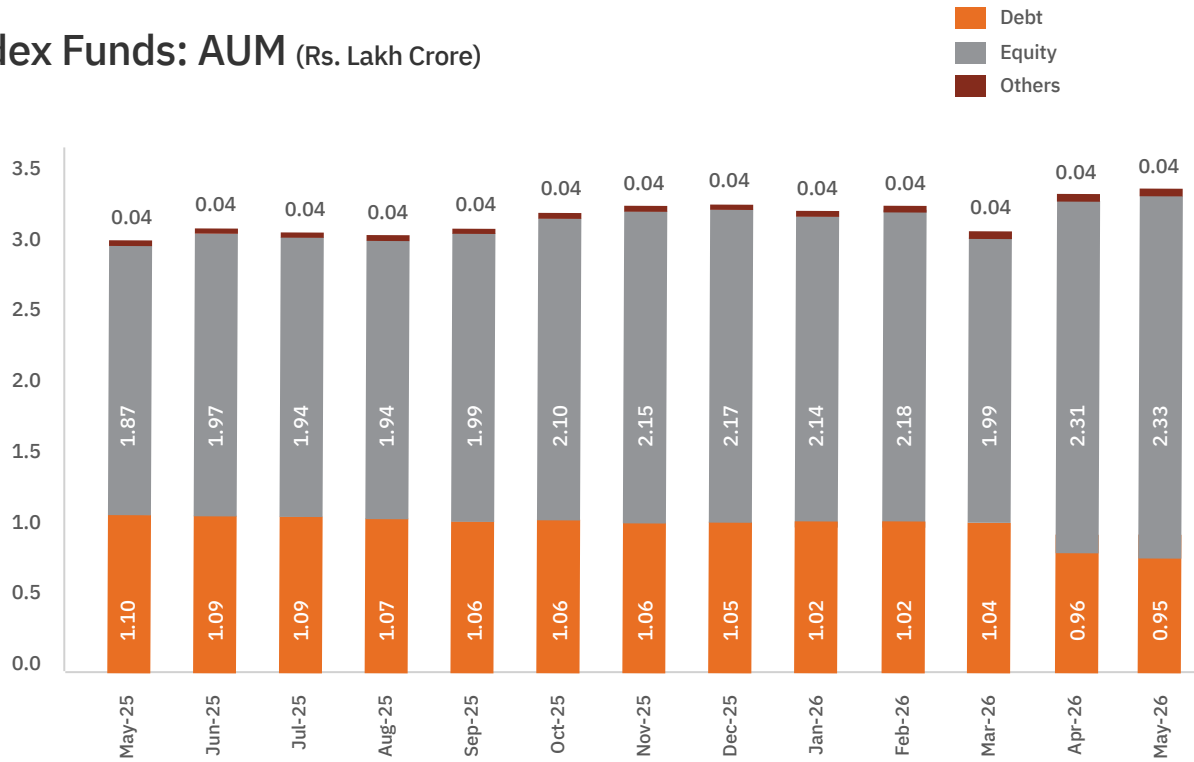


**Count of Schemes Tracking Indices (Numbers)**

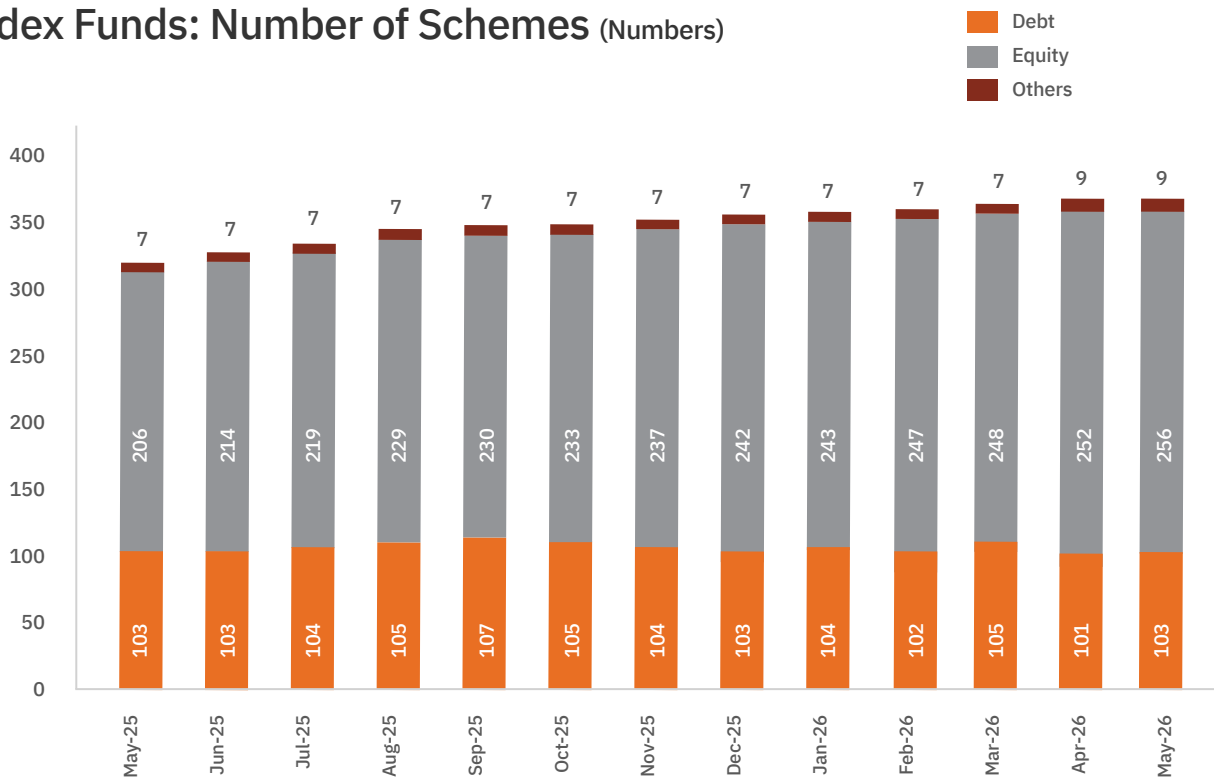


# Index Funds Monthly Trend

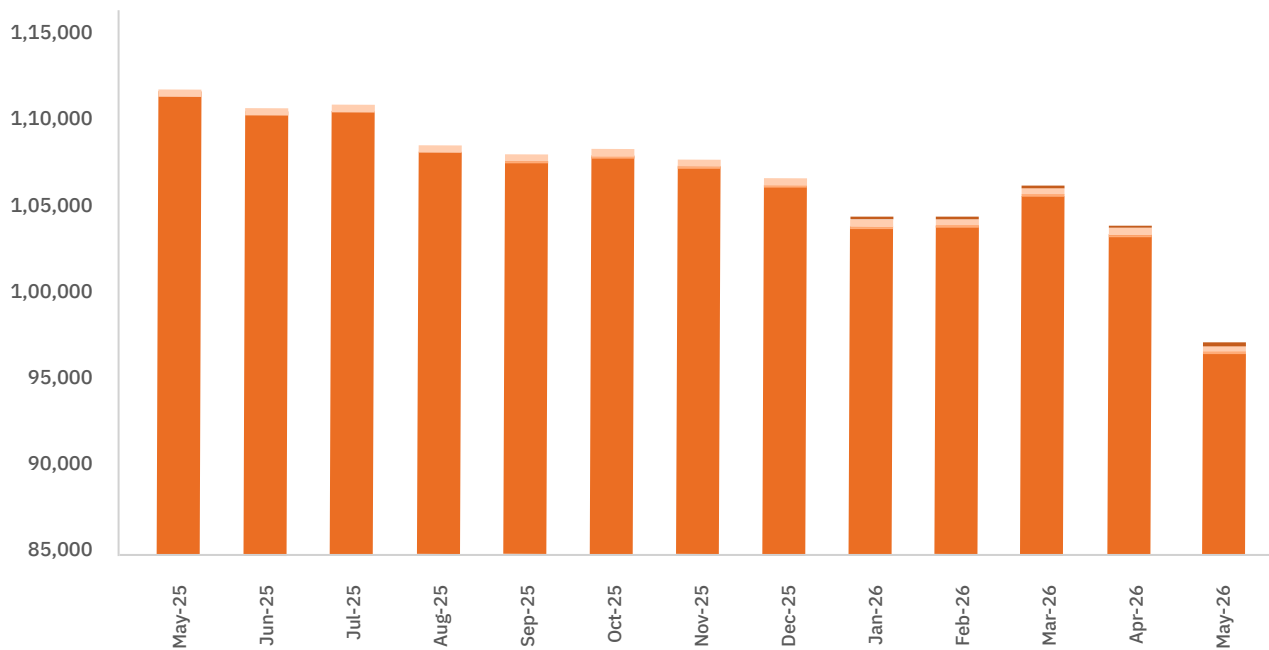
Index Funds: AUM (Rs. Lakh Crore)



Index Funds: Number of Schemes (Numbers)

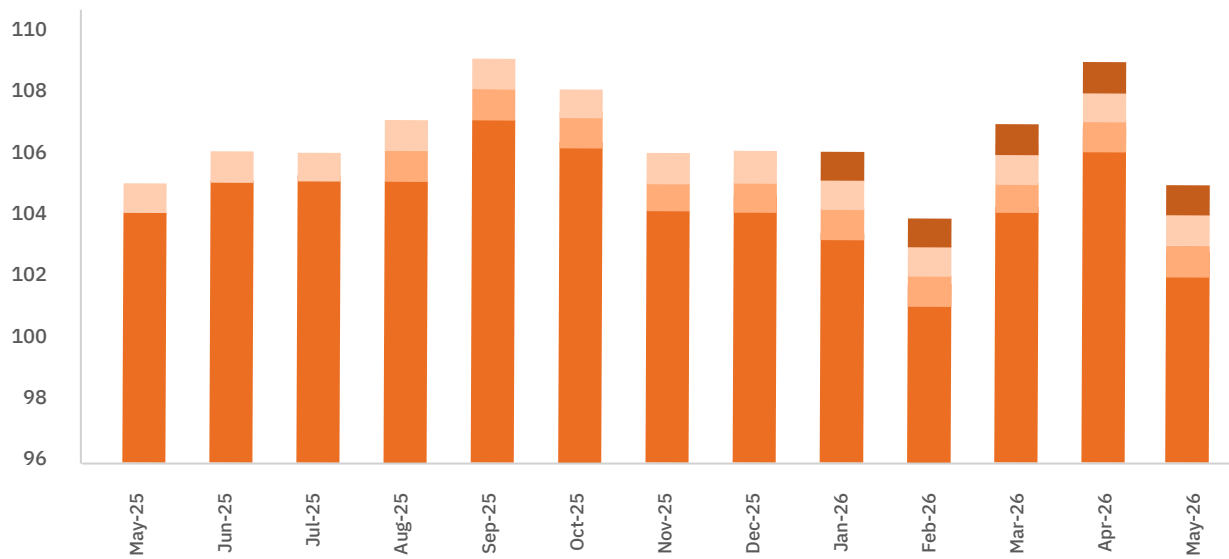


## Index Funds- Debt: AUM (Rs. Crore)



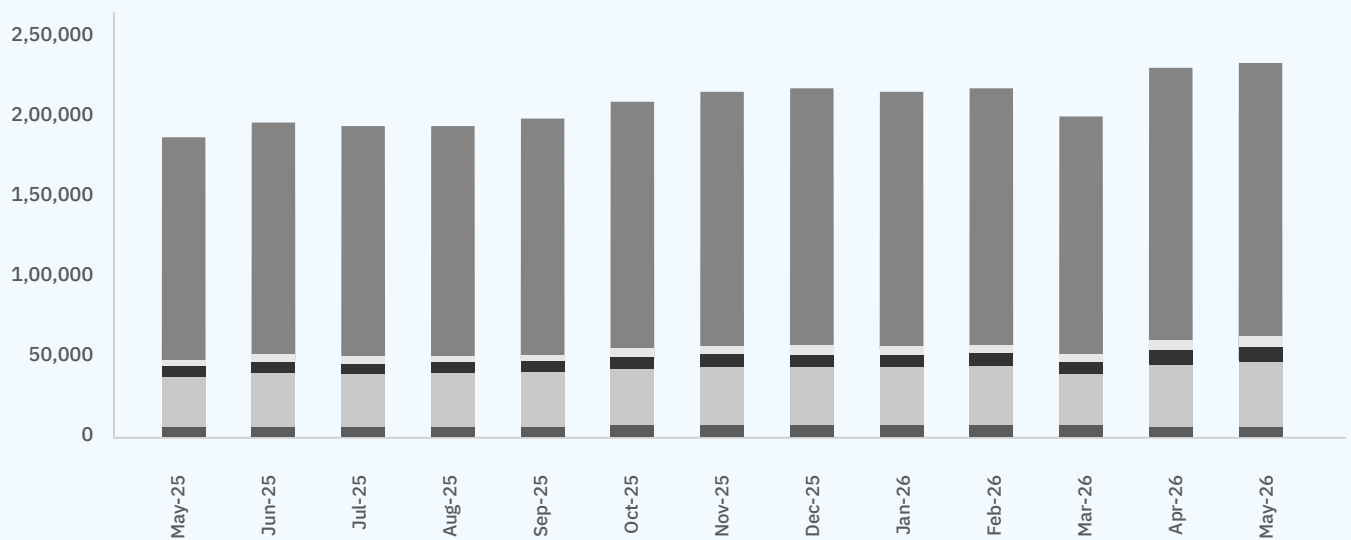
Index Type	May-25	Jun-25	Jul-25	Aug-25	Sep-25	Oct-25	Nov-25	Dec-25	Jan-26	Feb-26	Mar-26	Apr-26	May-26
G-Sec									16	16	14	14	18
G-Sec Plus SDL	141	143	149	143	145	147	148	149	156	133	131	139	142
G-Sec Maturity Based				35	39	38	27	27	28	32	29	30	30
Target Maturity	1,11,800	1,10,723	1,10,956	1,08,486	1,07,991	1,08,385	1,07,702	1,06,682	1,04,112	1,04,404	1,06,115	1,03,816	97,006

## Index Funds- Debt: Number of Schemes (Numbers)



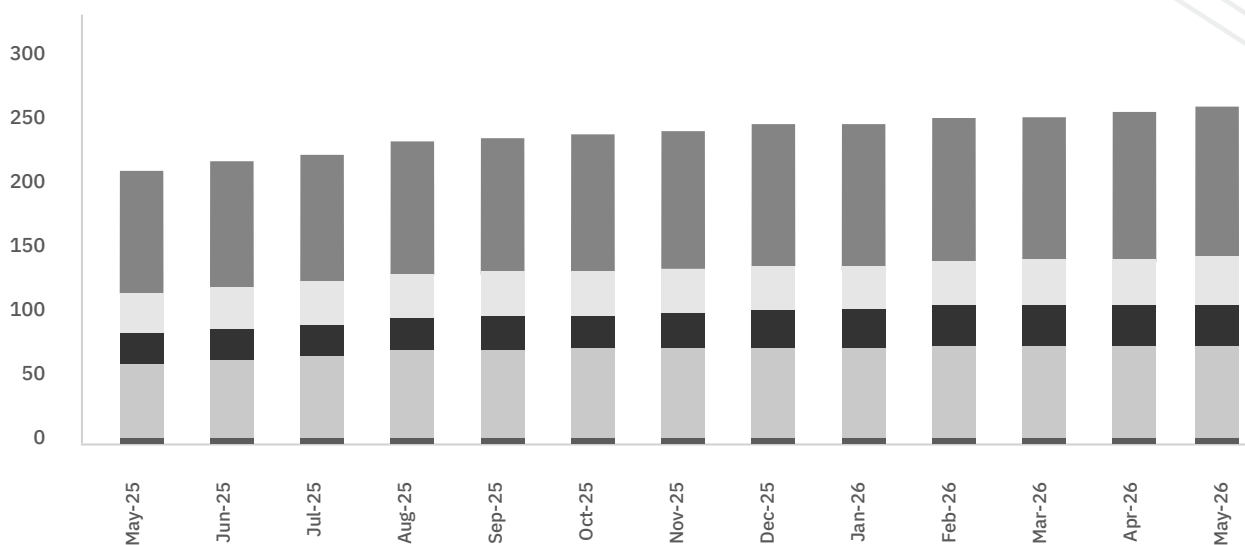
Index Type	May-25	Jun-25	Jul-25	Aug-25	Sep-25	Oct-25	Nov-25	Dec-25	Jan-26	Feb-26	Mar-26	Apr-26	May-26
G-Sec									1	1	1	1	1
G-Sec Plus SDL	1	1	1	1	1	1	1	1	1	1	1	1	1
G-Sec Maturity Based				1	1	1	1	1	1	1	1	1	1
Target Maturity	104	105	105	105	107	106	104	104	103	101	104	106	102

## Index Funds- Equity: AUM (Rs. Crore)



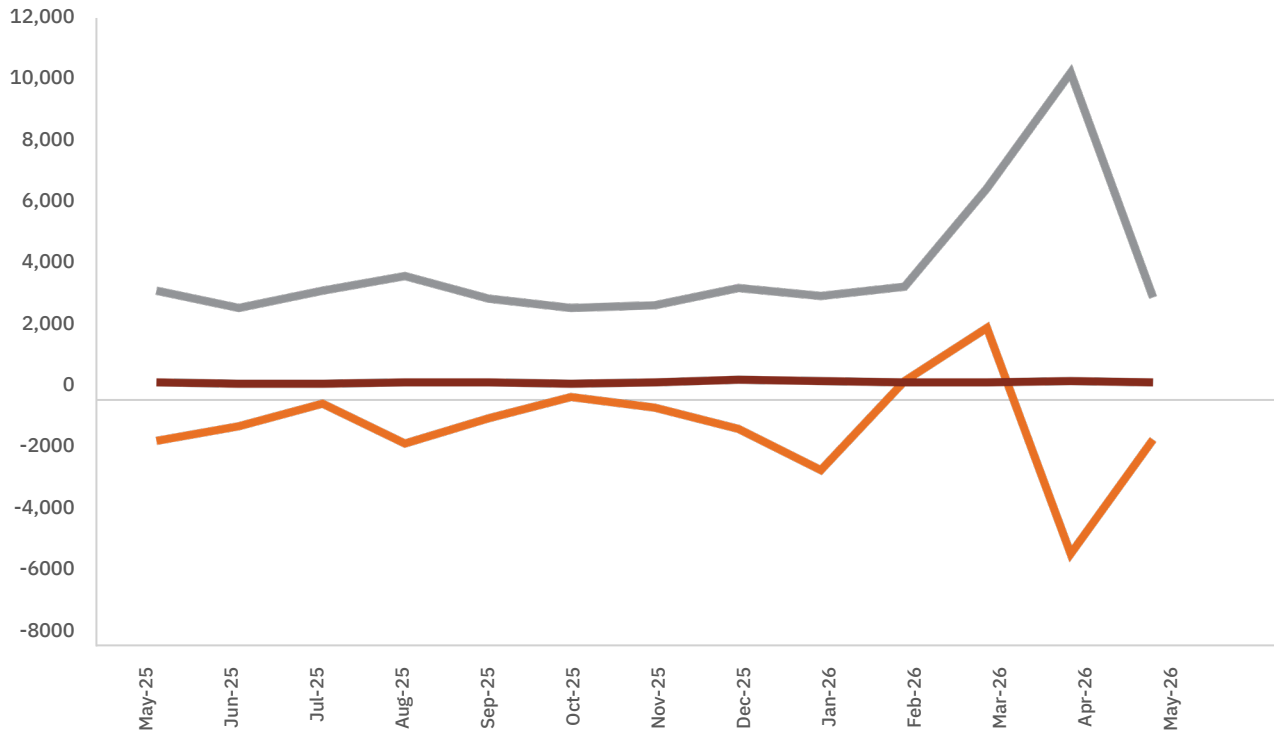
Index Type	May-25	Jun-25	Jul-25	Aug-25	Sep-25	Oct-25	Nov-25	Dec-25	Jan-26	Feb-26	Mar-26	Apr-26	May-26
Broad Market	1,39,921	1,46,065	1,44,079	1,44,259	1,48,190	1,56,354	1,60,070	1,61,959	1,59,246	1,61,758	1,48,388	1,71,408	1,72,634
Sectoral	4,478	4,708	4,580	4,479	4,535	4,831	5,066	5,202	5,203	5,092	4,488	5,054	5,180
Thematic	6,727	7,218	6,587	6,554	7,078	7,495	7,893	7,888	8,224	8,680	7,927	10,042	10,553
Strategy	32,491	34,617	33,861	33,995	34,379	36,302	37,272	37,067	36,513	37,618	33,484	38,040	38,568
Global	5,272	5,522	6,015	6,265	6,580	6,756	6,725	6,724	6,996	6,857	6,709	7,620	8,210

## Index Funds- Equity: Number of Schemes (Numbers)



Index Type	May-25	Jun-25	Jul-25	Aug-25	Sep-25	Oct-25	Nov-25	Dec-25	Jan-26	Feb-26	Mar-26	Apr-26	May-26
Broad Market	94	97	98	103	103	105	107	110	111	111	111	114	115
Sectoral	31	33	34	34	34	34	34	34	34	34	35	35	37
Thematic	24	24	24	25	26	26	27	28	28	31	31	32	33
Strategy	60	63	66	70	71	71	72	73	73	74	74	74	74
Global	2	2	2	2	2	2	2	2	2	2	2	2	2

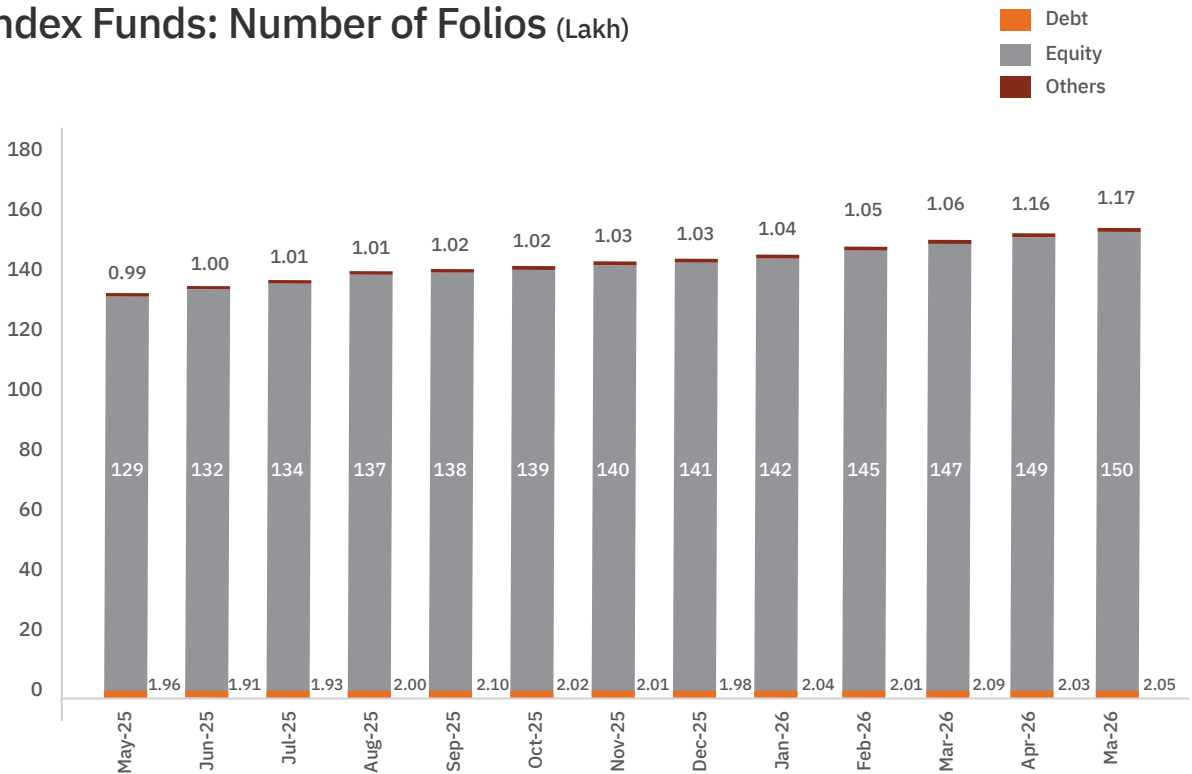
## Net Inflows/Outflows of Investment (Rs. Crore)



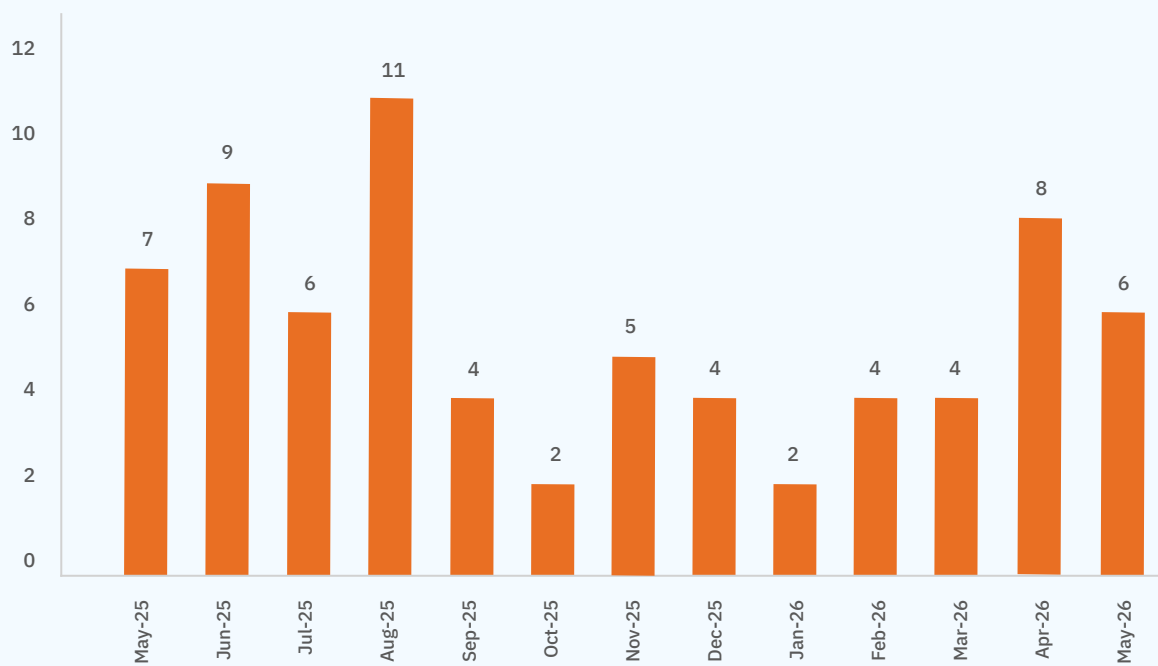
May-25 Jun-25 Jul-25 Aug-25 Sep-25 Oct-25 Nov-25 Dec-25 Jan-26 Feb-26 Mar-26 Apr-26 May-26

	May-25	Jun-25	Jul-25	Aug-25	Sep-25	Oct-25	Nov-25	Dec-25	Jan-26	Feb-26	Mar-26	Apr-26	May-26
Debt	-1,908	-1,419	-684	-2,011	-1,165	-475	-825	-1,501	-2,868	53	1,794	-5,631	-1,858
Equity	3,010	2,478	3,029	3,508	2,755	2,439	2,560	3,136	2,861	3,173	6,379	10,222	2,796
Others	3	-15	-15	6	-10	-35	-8	95	34	7	-4	35	5

## Index Funds: Number of Folios (Lakh)



## New Index Funds Scheme Launches (Numbers)



## New Index Funds Launched in May 2026

Scheme Name	Scheme Type	AUM (Rs. Crore)
Axis Nifty Capital Markets Index Fund	Index Funds - Equity	69.72
Invesco India Nifty Bank Index Fund	Index Funds - Equity	30.20
SBI CRISIL-IBX 10 90 Gilt + SDL Index - Dec 2029 Index Fund	Index Funds - Debt	27.39
Invesco India BSE Sensex Index Fund	Index Funds - Equity	17.07
SBI Nifty G-sec Jul 2031 Index Fund	Index Funds - Debt	15.73
Groww Nifty Private Bank Index Fund	Index Funds - Equity	5.84

# Top 5 AMC's offering Index Fund Schemes by AUM

AS OF MAY 2026

## Debt-Oriented Index Funds

AMC Name	AUM (Rs.Crore)
Aditya Birla Sun Life AMC Limited	17,818
SBI Funds Management Limited	14,362
Kotak Mahindra Asset Management	12,860
ICICI Prudential Asset Management Company Limited	12,849
Bandhan Asset Management Company Limited	10,656

## Equity-Oriented Index Funds

AMC Name	AUM (Rs.Crore)
UTI Asset Management Company Limited	46,054
HDFC Asset Management	40,730
ICICI Prudential Asset Management Company Limited	35,959
Motilal Oswal Asset Management	26,362
SBI Funds Management Limited	21,517

# Top 5 Index Fund Schemes by Index Type

AS OF MAY 2026

## Debt-Oriented Index Funds

Scheme Name	AUM (Rs. Crore)
<b>G-Sec</b>	
Zerodha Nifty Short Duration G-Sec Index Fund	18
<b>G-Sec Maturity Based</b>	
JioBlackRock Nifty 8-13 yr G-Sec Index Fund	30
<b>G-Sec Plus SDL</b>	
Edelweiss CRISIL IBX 50 50 Gilt Plus SDL Short Duration Index Fund	142
<b>Target Maturity</b>	
ICICI Prudential Nifty PSU Bond Plus SDL Sep 2027 40 60 Index Fund	8,856
SBI CPSE Bond Plus SDL Sep 2026 50 50 Index Fund	8,076
Aditya Birla Sun Life Nifty SDL Plus PSU Bond Sep 2026 60 40 Index Fund	7,679
Kotak Nifty SDL Apr 2027 Top 12 Equal Weight Index Fund	6,675
Bandhan CRISIL IBX Gilt June 2027 Index Fund	5,711

## Equity-Oriented Index Funds

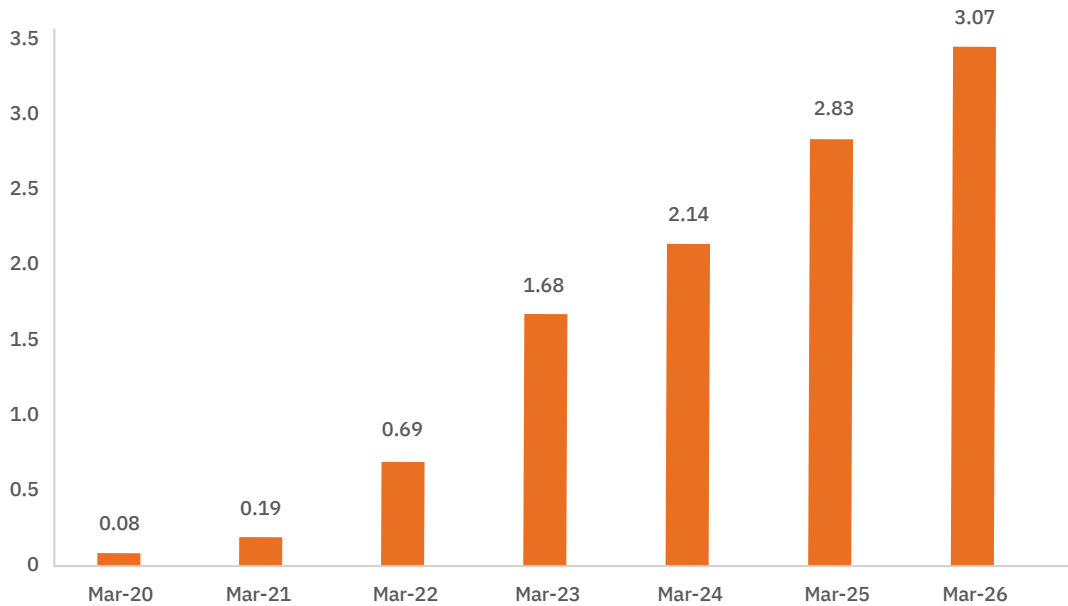
Scheme Name	AUM (Rs. Crore)
<b>Broad Market</b>	
UTI Nifty 50 Index Fund	27,827
HDFC Nifty 50 Index Fund	23,155
ICICI Prudential Nifty 50 Index Fund	16,443
SBI Nifty Index Fund	13,283
ICICI Prudential Nifty Next 50 Index Fund	9,242
<b>Sectoral</b>	
ICICI Prudential Nifty Bank Index Fund	714
Motilal Oswal Nifty Bank Index Fund	630
Navi Nifty Bank Index Fund	604
ICICI Prudential Nifty IT Index Fund	439
ICICI Prudential Nifty Auto Index Fund	219
<b>Thematic</b>	
Motilal Oswal Nifty India Defence Index Fund	4,856
Aditya Birla Sun Life Nifty India Defence Index Fund	1,166
Tata Nifty Capital Markets Index Fund	792
Motilal Oswal Nifty Capital Market Index Fund	538
SBI BSE PSU Bank Index Fund	322
<b>Strategy</b>	
UTI Nifty 200 Momentum 30 Index Fund	8,433
DSP Nifty 50 Equal Weight Index Fund	2,577
Motilal Oswal BSE Enhanced Value Index Fund	2,180
HDFC Nifty50 Equal Weight Index Fund	1,752
Edelweiss Nifty Midcap150 Momentum 50 Index Fund	1,676
<b>Global</b>	
Motilal Oswal S&P 500 Index Fund	4,580
ICICI Prudential NASDAQ 100 Index Fund	3,630

## Index Funds - Hybrid

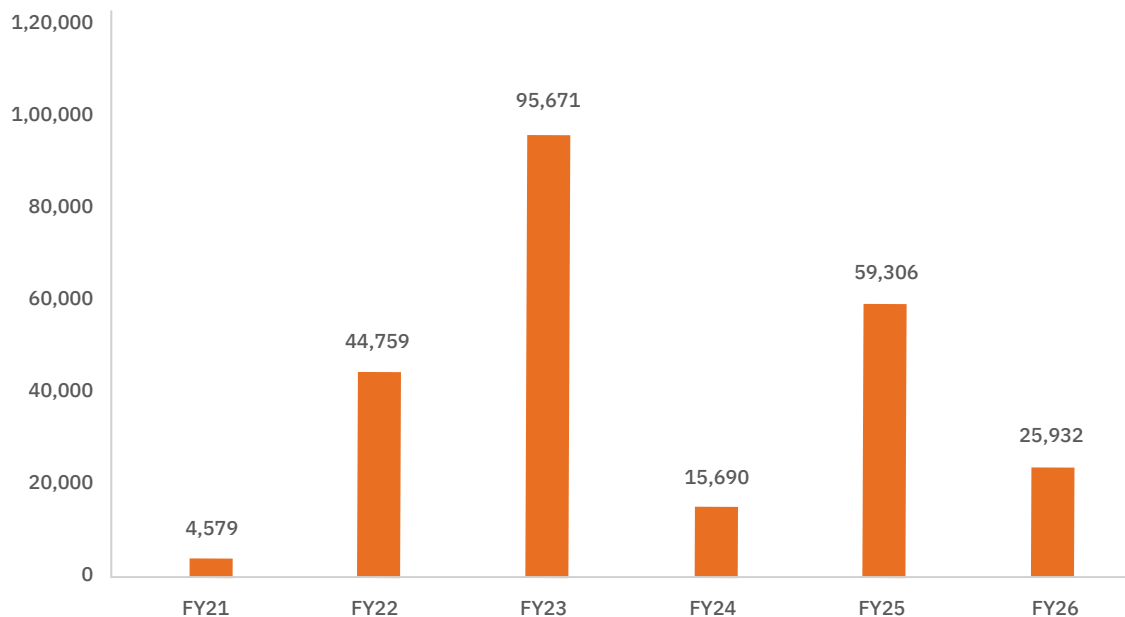
Scheme Name	AUM (Rs. Crore)
<b>Hybrid Indices</b>	
Edelweiss Nifty LargeMidcap250 Plus 8-13yr G-Sec 70 30 Index Fund	44
Zerodha Nifty LargeMidcap250 Plus 8-13 Yr G-Sec 70 30 Index Fund	17

# Index Funds Annual Trend

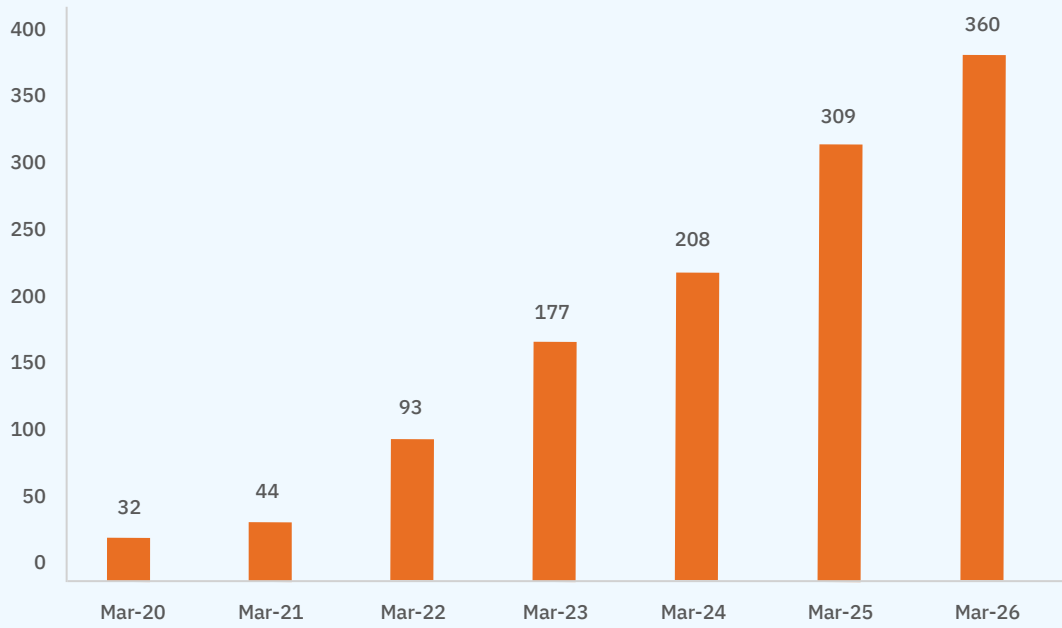
## Index Funds: AUM (Rs. Lakh Crore)



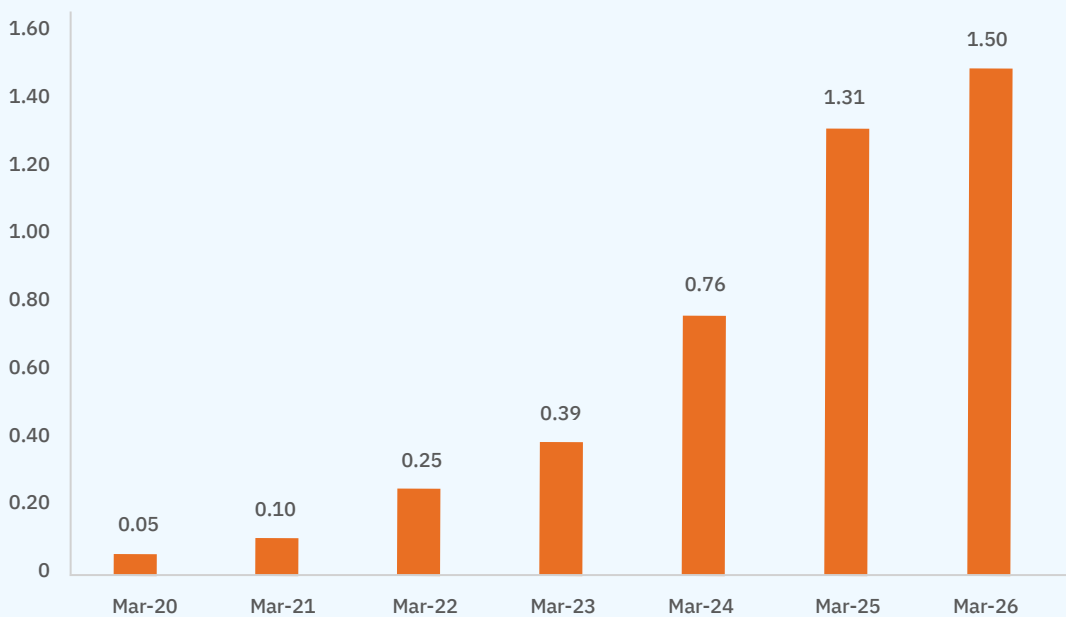
## Net Inflows/Outflows of Investment (Rs. Crore)



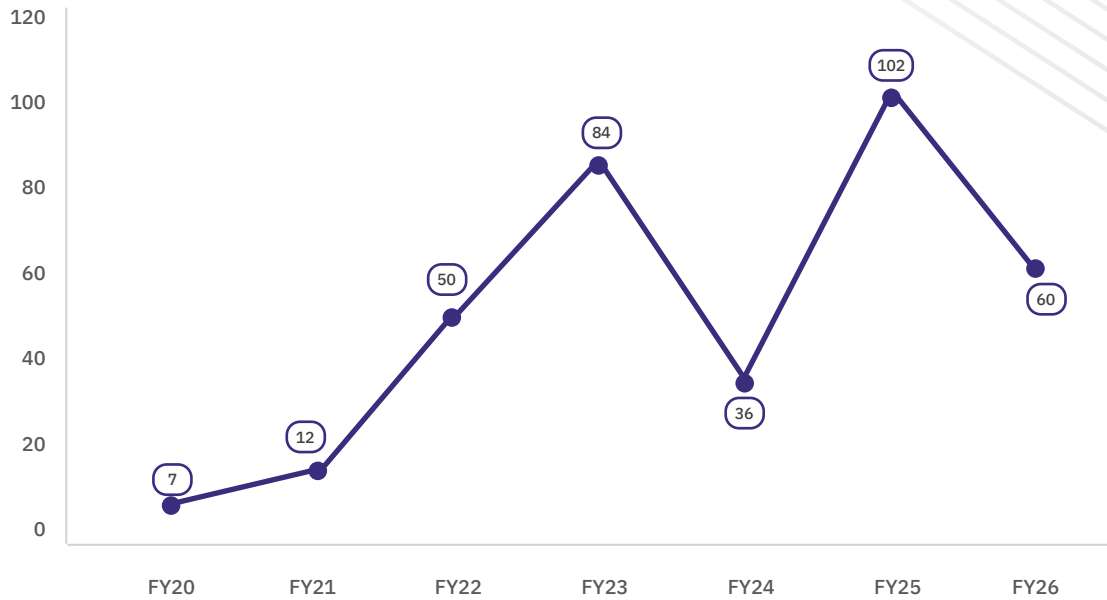
## Index Funds: Number of Schemes (Numbers)



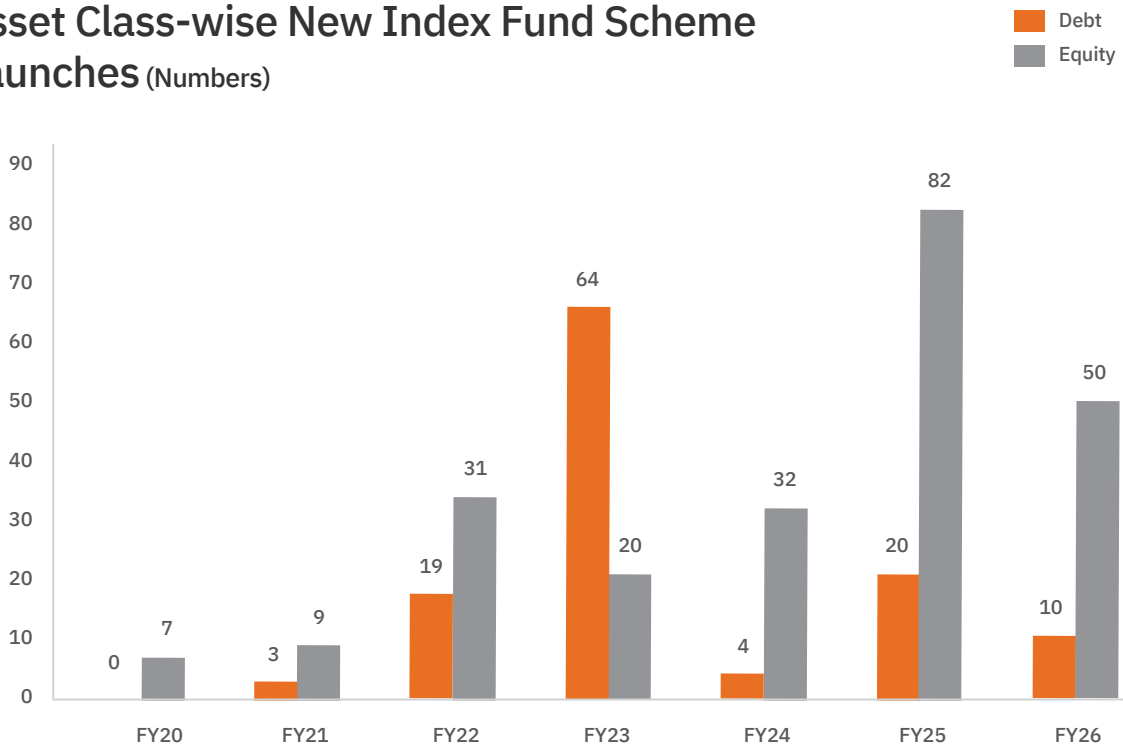
## Index Funds: Number of Folios (Crore)



## New Index Fund Scheme Launches (Numbers)



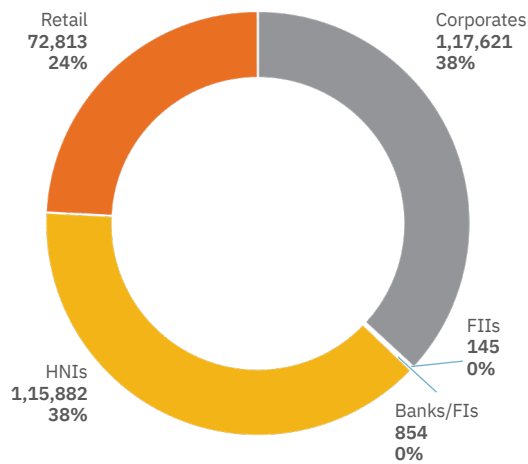
## Asset Class-wise New Index Fund Scheme Launches (Numbers)



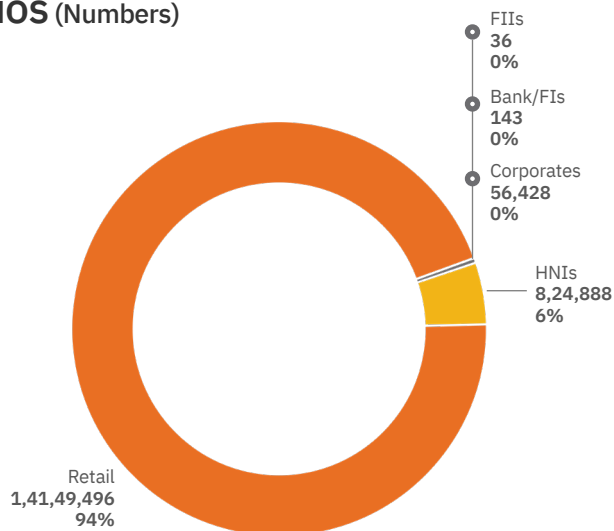
# Holding Pattern of Index Funds

(AS OF MAR 2026)

## AUM (Rs. Crore)



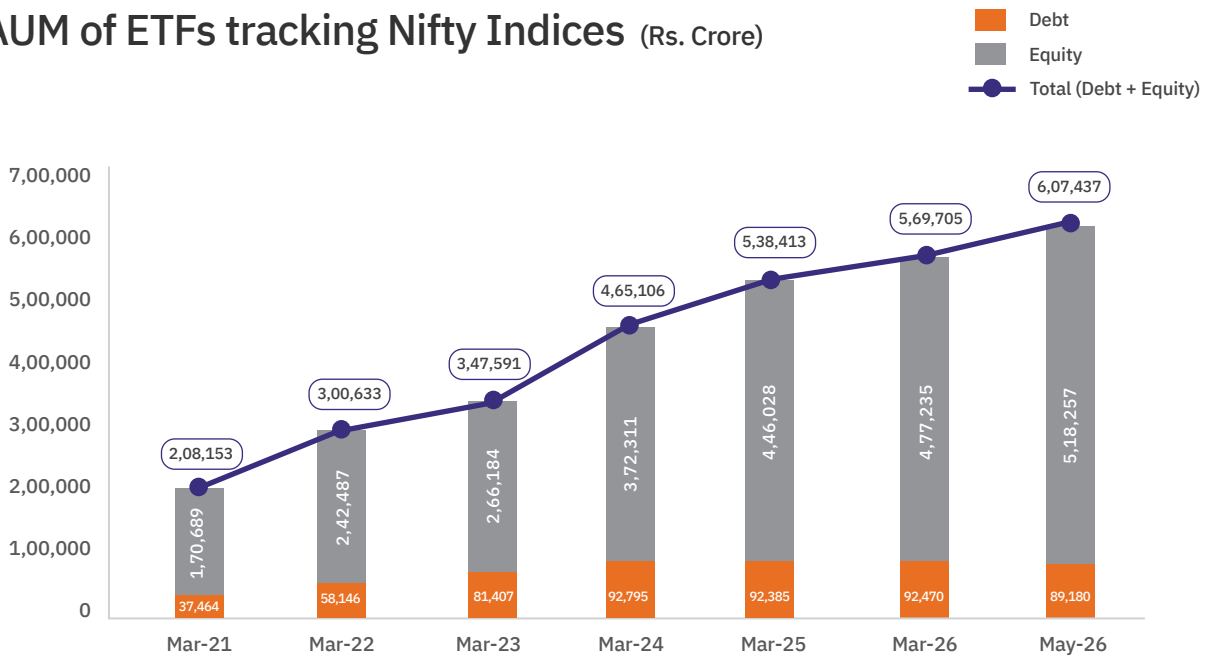
## Folios (Numbers)



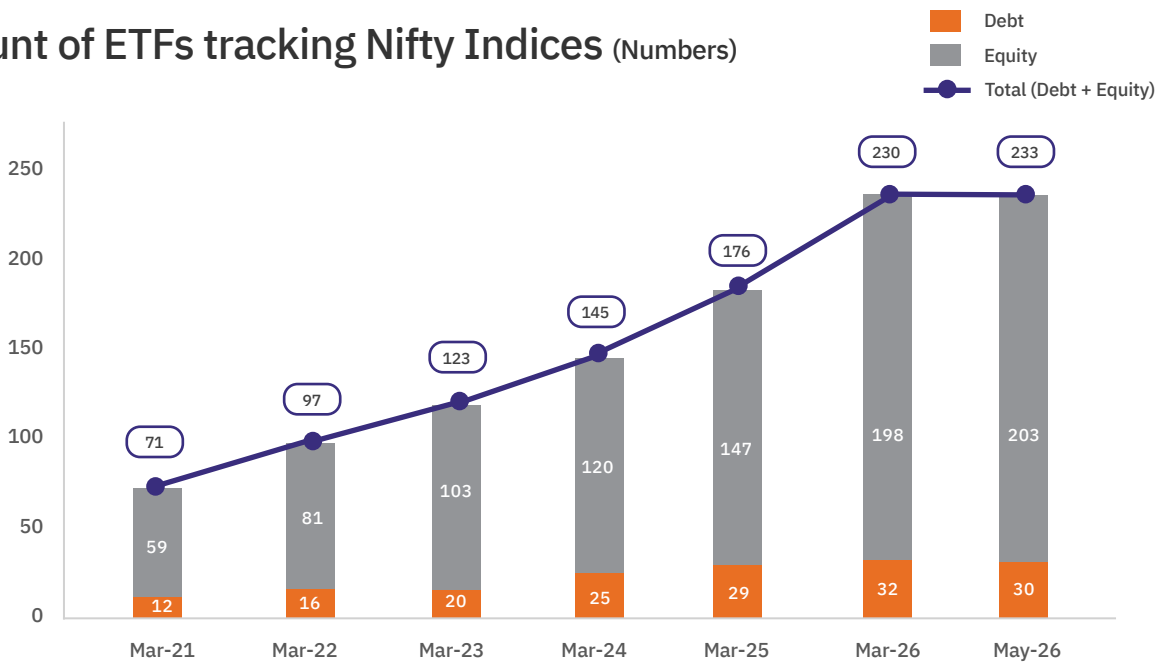
# Passive Funds Linked to Nifty Indices

## Passive Funds in Domestic Market: ETFs

AUM of ETFs tracking Nifty Indices (Rs. Crore)

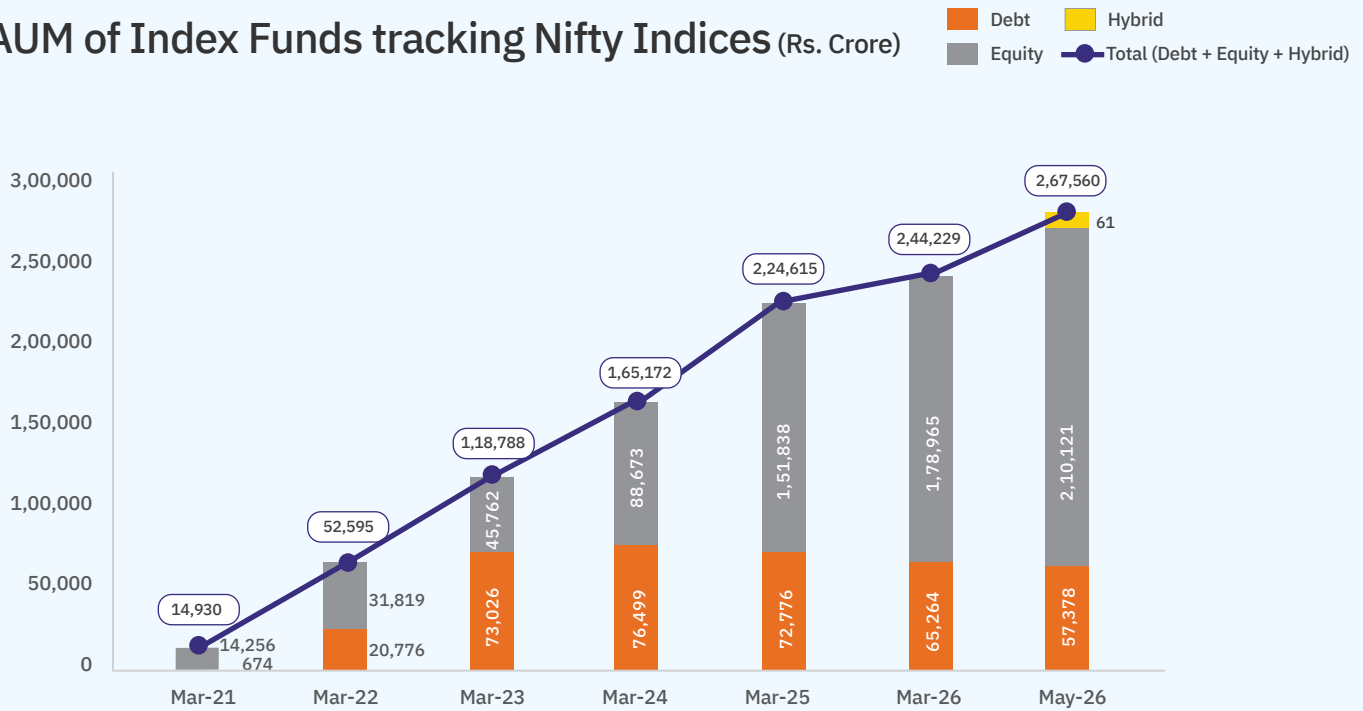


Count of ETFs tracking Nifty Indices (Numbers)

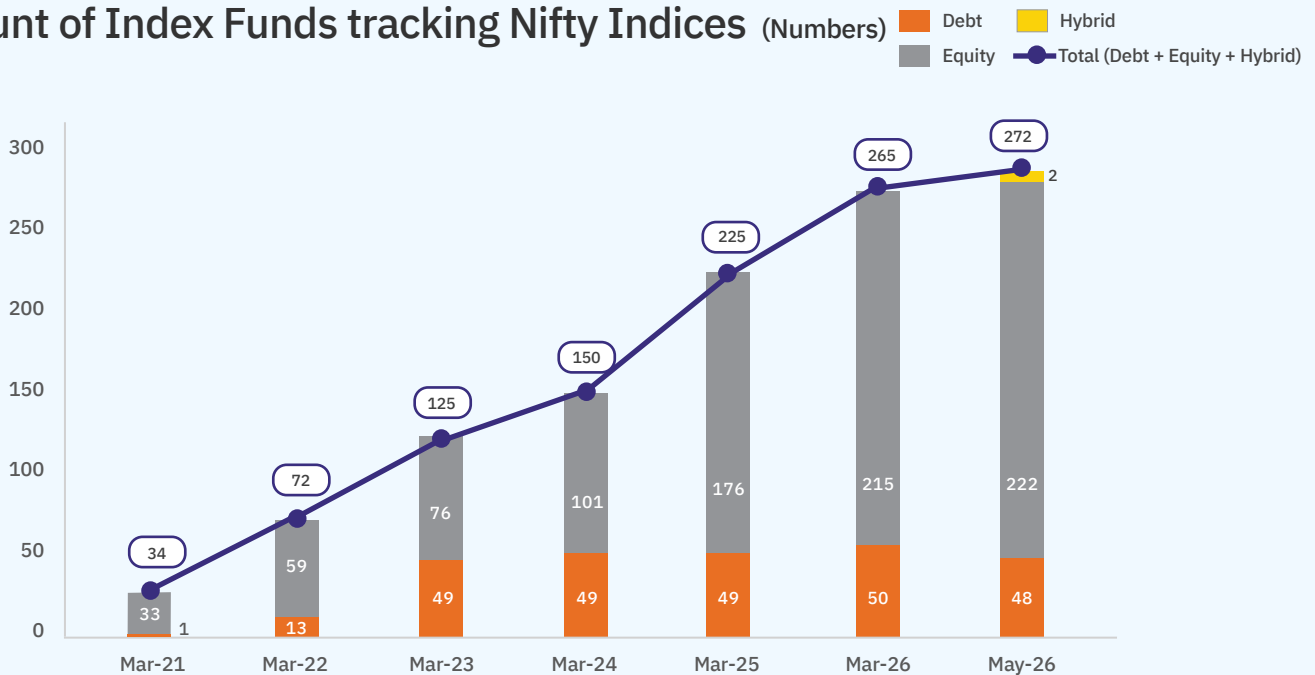


# Passive Funds in Domestic Market: Index Funds

AUM of Index Funds tracking Nifty Indices (Rs. Crore)

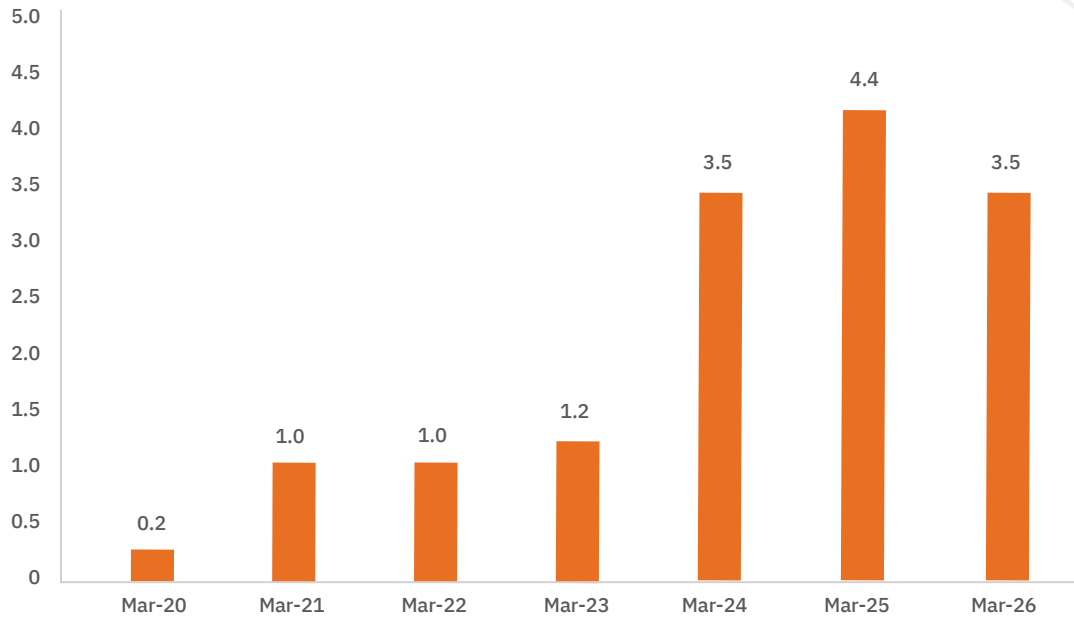


Count of Index Funds tracking Nifty Indices (Numbers)

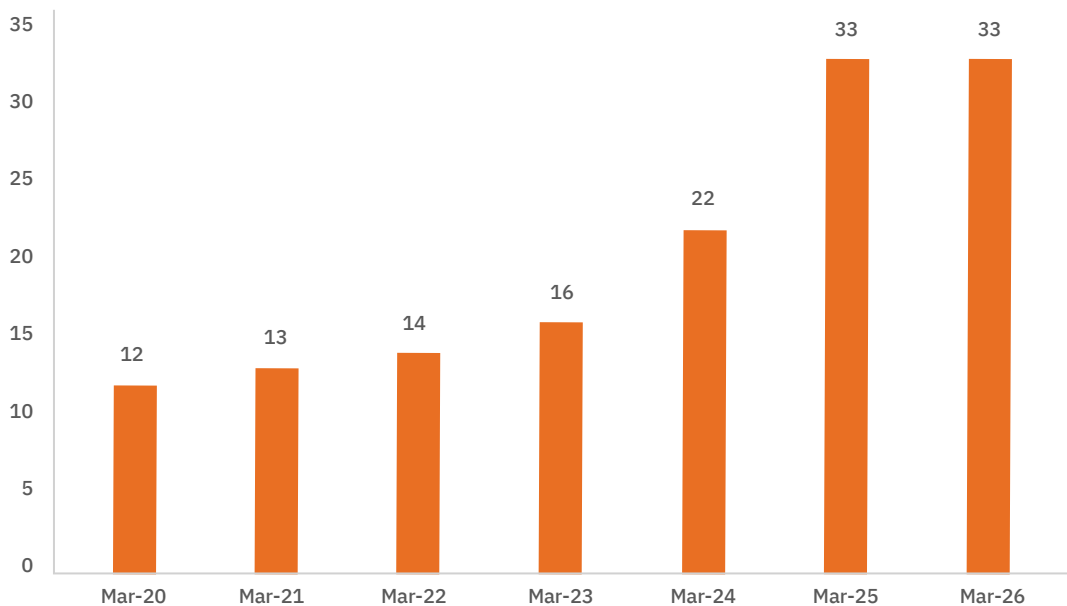


## Passive Funds in Global Market

AUM of Passive Funds Benchmarked to Nifty Indices (USD Billion)



Count of Passive Funds tracking Nifty Indices (Numbers)



# Annexure

## ETFs tracking Nifty Indices and their AUM

NSE Indices and Linked Schemes	AUM (Rs.Crore)	MoM% Change	YoY% Change
<b>ETFs - Equity</b>			
<b>Nifty 50</b>			
SBI Nifty 50 ETF	2,05,278	-1.41%	2.71%
UTI Nifty 50 ETF	68,963	-0.92%	10.28%
Nippon India ETF Nifty 50 Bees	62,890	0.01%	29.37%
ICICI Prudential Nifty 50 ETF	40,849	0.55%	35.94%
HDFC Nifty 50 ETF	5,214	-1.30%	14.73%
Mirae Asset Nifty 50 ETF	5,161	-1.43%	12.61%
Kotak Nifty 50 ETF	3,343	-0.69%	9.14%
Aditya Birla Sun Life Nifty 50 ETF	3,096	-0.21%	-3.38%
Axis Nifty 50 ETF	1,241	-1.51%	69.03%
LIC MF NIFTY 50 ETF	844	-1.73%	-2.68%
Tata Nifty 50 Exchange Traded Fund	697	-1.73%	-1.76%
DSP Nifty 50 ETF	269	-0.63%	-25.28%
Bajaj Finserv Nifty 50 ETF	169	-1.72%	-15.88%
Invesco India Nifty 50 Exchange Traded Fund	90	-1.73%	-3.05%
Quantum Nifty 50 ETF	62	-1.31%	-12.02%
Zerodha Nifty 50 ETF	62	7.11%	0.00%
Motilal Oswal Nifty 50 ETF	56	-0.63%	0.56%
Groww Nifty 50 ETF	32	3.00%	0.00%
Bandhan Nifty 50 ETF	22	-1.72%	-22.36%
Angel One Nifty 50 ETF	22	-0.39%	203.17%
Edelweiss Nifty 50 ETF	16	-1.74%	0.00%
<b>Nifty Bank</b>			
Nippon India ETF Nifty Bank Bees	7,937	0.24%	4.00%
Kotak Nifty Bank ETF	4,358	-8.00%	-21.35%
SBI Nifty Bank ETF	3,674	0.41%	-14.19%
UTI Nifty Bank ETF	3,209	-5.27%	-16.79%
ICICI Prudential Nifty Bank ETF	2,854	-0.23%	-9.45%
HDFC Nifty Bank ETF	2,636	1.07%	-3.79%
Aditya Birla Sun Life Nifty Bank ETF	2,383	-4.41%	-10.97%
DSP Nifty Bank ETF	444	-26.35%	-36.01%
Bajaj Finserv Nifty Bank ETF	387	-0.28%	20.52%
Axis Nifty Bank ETF	341	-0.99%	2.51%
Mirae Asset Nifty Bank ETF	297	-0.06%	16.54%
Baroda BNP Paribas Nifty Bank ETF	4	6.19%	13.25%
Edelweiss Nifty Bank ETF	3	-70.86%	-52.18%
<b>Nifty CPSE</b>			
CPSE ETF	20,959	-5.91%	-43.04%

NSE Indices and Linked Schemes	AUM (Rs.Crore)	MoM% Change	YoY% Change
<b>Nifty Next 50</b>			
Nippon India ETF Nifty Next 50 Junior Bees	8,044	2.97%	31.57%
SBI Nifty Next 50 ETF	2,882	-3.61%	18.17%
ICICI Prudential Nifty Next 50 ETF	2,513	3.75%	65.86%
UTI Nifty Next 50 Exchange Traded Fund	2,194	-5.50%	12.90%
Mirae Asset Nifty Next 50 ETF	1,296	2.96%	91.28%
HDFC NIFTY NEXT 50 ETF	130	3.22%	46.29%
Aditya Birla Sun Life Nifty Next 50 ETF	104	2.08%	-23.41%
Kotak Nifty Next 50 ETF	15	-0.23%	0.00%
DSP Nifty Next 50 ETF	9	2.07%	0.00%
Groww Nifty Next 50 ETF	8	-1.65%	0.00%
Edelweiss Nifty Next 50 ETF	7	0.00%	0.00%
Motilal Oswal Nifty Next 50 ETF	3	-4.74%	24.71%
<b>Nifty PSU Bank</b>			
Nippon India ETF Nifty PSU Bank Bees	4,078	4.18%	41.75%
Kotak Nifty PSU Bank ETF	2,263	-3.81%	48.60%
DSP Nifty PSU Bank ETF	302	74.41%	328.37%
ICICI Prudential Nifty PSU Bank ETF	127	2.60%	79.64%
Mirae Asset Nifty PSU Bank ETF	57	2.02%	26.21%
HDFC Nifty PSU Bank ETF	35	0.99%	34.36%
Groww Nifty PSU Bank ETF	6	9.64%	0.00%
<b>Nifty Midcap 150</b>			
Nippon India ETF Nifty Midcap 150	3,474	4.54%	56.20%
Mirae Asset Nifty Midcap 150 ETF	1,763	4.32%	64.38%
ICICI Prudential Nifty Midcap 150 ETF	729	5.33%	56.65%
Zerodha Nifty Midcap 150 ETF	257	3.76%	214.17%
HDFC NIFTY Midcap 150 ETF	145	4.93%	63.00%
UTI Nifty Midcap 150 Exchange Traded Fund	14	2.62%	39.79%
Kotak Nifty Midcap 150 ETF	12	2.62%	633.31%
SBI Nifty Midcap 150 ETF	12	11.18%	0.00%
Groww Nifty Midcap 150 ETF	6	2.59%	0.00%
DSP Nifty Midcap 150 ETF	5	-12.04%	0.00%
<b>Nifty IT</b>			
Nippon India ETF Nifty IT	3,452	-0.77%	51.37%
ICICI Prudential Nifty IT ETF	473	5.28%	0.07%
Kotak Nifty IT ETF	241	3.43%	30.90%
Axis Nifty IT ETF	174	14.16%	-10.25%
DSP Nifty IT ETF	152	4.28%	310.51%
Mirae Asset Nifty IT ETF	97	-0.98%	-28.98%
HDFC NIFTY IT ETF	69	10.82%	40.88%
SBI Nifty IT ETF	69	1.48%	-29.39%
Aditya Birla Sun Life Nifty IT ETF	42	-3.65%	-14.95%
UTI Nifty IT ETF	6	-0.60%	20.37%
<b>Nifty Private Bank</b>			
ICICI Prudential Nifty Private Bank ETF	3,137	9.97%	-6.56%
DSP Nifty Private Bank ETF	585	6.27%	65.63%

<b>NSE Indices and Linked Schemes</b>	<b>AUM (Rs.Crore)</b>	<b>MoM% Change</b>	<b>YoY% Change</b>
SBI Nifty Private Bank ETF	400	-0.16%	-22.26%
HDFC NIFTY Private Bank ETF	364	1.16%	8.54%
Tata Nifty Private Bank Exchange Traded Fund	13	23.19%	4.09%
Groww Nifty Private Bank ETF	6	0.00%	0.00%
<b>Nifty100 Low Volatility 30</b>			
ICICI Prudential Nifty 100 Low Volatility 30 ETF	3,390	-3.36%	-7.84%
Kotak Nifty 100 Low Volatility 30 ETF	196	6.35%	13.89%
Mirae Asset Nifty 100 Low Volatility 30 ETF	46	-0.55%	8.52%
HDFC Nifty100 Low Volatility 30 ETF	13	1.89%	-19.17%
<b>Nifty Smallcap 250</b>			
HDFC NIFTY Smallcap 250 ETF	2,481	-2.89%	114.89%
Motilal Oswal Nifty Smallcap 250 ETF	215	-1.55%	114.73%
Mirae Asset Nifty Smallcap 250 ETF	69	4.15%	0.00%
Groww Nifty Smallcap 250 ETF	16	0.03%	0.00%
SBI Nifty Smallcap 250 ETF	6	0.00%	0.00%
DSP Nifty Smallcap 250 ETF	5	-0.79%	0.00%
<b>Nifty50 Equal Weight</b>			
DSP Nifty 50 Equal Weight ETF	1,377	8.86%	146.46%
Mirae Asset Nifty 50 Equal Weight ETF	174	17.91%	2227.95%
Motilal Oswal Nifty 50 Equal Weight ETF	129	0.51%	2275.22%
SBI Nifty50 Equal Weight ETF	38	-0.36%	38.13%
<b>Nifty India Defence</b>			
Motilal Oswal Nifty India Defence ETF	1,384	1.20%	199.27%
Groww Nifty India Defence ETF	330	3.36%	80.58%
<b>Nifty Metal</b>			
ICICI Prudential Nifty Metal ETF	1,125	5.81%	615.15%
Mirae Asset Nifty Metal ETF	543	7.70%	1660.27%
Groww Nifty Metal ETF	41	8.21%	0.00%
<b>Nifty Pharma</b>			
Nippon India Nifty Pharma ETF	1,570	15.77%	62.24%
<b>Nifty Midcap 100</b>			
Motilal Oswal Nifty Midcap 100 ETF	859	3.08%	33.30%
LIC MF Nifty Midcap 100 ETF	657	3.05%	-7.82%
<b>Nifty Alpha Low-Volatility 30</b>			
ICICI Prudential Nifty Alpha Low - Volatility 30 ETF	1,482	-1.05%	-16.47%
<b>Nifty 100</b>			
LIC MF NIFTY 100 ETF	719	-1.05%	-2.46%
Nippon India ETF Nifty 100	344	-0.69%	15.00%
ICICI Prudential Nifty 100 ETF	156	-1.92%	32.49%
Zerodha Nifty 100 ETF	154	1.04%	205.13%
HDFC NIFTY 100 ETF	45	-1.05%	44.38%
Motilal Oswal Nifty 100 ETF	14	7.92%	0.00%
<b>Nifty200 Momentum 30</b>			
ICICI Prudential Nifty 200 Momentum 30 ETF	656	1.35%	11.18%
Motilal Oswal Nifty 200 Momentum 30 ETF	126	-18.33%	-1.83%
HDFC Nifty200 Momentum 30 ETF	100	0.79%	5.38%

<b>NSE Indices and Linked Schemes</b>	<b>AUM (Rs.Crore)</b>	<b>MoM% Change</b>	<b>YoY% Change</b>
Aditya Birla Sun Life Nifty 200 Momentum 30 ETF	44	-1.67%	-7.70%
Kotak Nifty 200 Momentum 30 ETF	36	9.47%	0.00%
<b>Nifty Smallcap250 Momentum Quality 100</b>			
Mirae Asset Nifty Smallcap 250 Momentum Quality 100 ETF	915	-2.50%	47.77%
<b>Nifty Alpha 50</b>			
Kotak Nifty Alpha 50 ETF	833	5.75%	27.11%
Motilal Oswal Nifty Alpha 50 ETF	7	3.80%	0.00%
<b>Nifty FMCG</b>			
ICICI Prudential Nifty FMCG ETF	767	-5.27%	36.89%
DSP Nifty FMCG ETF	5	0.00%	0.00%
<b>Nifty Top 10 Equal Weight</b>			
DSP Nifty Top 10 Equal Weight ETF	728	-3.64%	-2.49%
<b>Nifty Auto</b>			
Nippon India Nifty Auto ETF	416	-3.59%	27.09%
ICICI Prudential Nifty Auto ETF	207	11.11%	66.52%
<b>Nifty Infrastructure</b>			
ICICI Prudential Nifty Infrastructure ETF	407	-0.63%	163.99%
Nippon India ETF Nifty Infrastructure Bees	186	-2.15%	11.60%
<b>Nifty EV &amp; New Age Automotive</b>			
Groww Nifty EV & New Age Automotive ETF	277	3.38%	4.60%
Mirae Asset Nifty EV and New Age Automotive ETF	168	4.92%	-4.10%
ICICI Prudential Nifty EV & New Age Automotive ETF	60	8.13%	185.64%
<b>Nifty MidSmallcap400 Momentum Quality 100</b>			
Mirae Asset Nifty MidSmallcap 400 Momentum Quality 100 ETF	458	2.73%	27.19%
<b>Nifty50 Value 20</b>			
ICICI Prudential Nifty50 Value 20 ETF	179	-3.87%	-6.10%
Nippon India ETF Nifty 50 Value 20	151	-1.48%	-33.57%
Kotak Nifty 50 Value 20 ETF	80	-2.88%	-33.16%
HDFC Nifty 50 Value 20 ETF	36	-0.97%	-3.94%
<b>Nifty Financial Services</b>			
Mirae Asset Nifty Financial Services ETF	432	0.07%	12.68%
<b>Nifty200 Alpha 30</b>			
Mirae Asset Nifty 200 Alpha 30 ETF	416	2.42%	-0.37%
<b>Nifty Energy</b>			
Mirae Asset Nifty Energy ETF	322	2.98%	0.00%
Motilal Oswal Nifty Energy ETF	79	7.79%	0.00%
<b>Nifty500 Momentum 50</b>			
Motilal Oswal Nifty 500 Momentum 50 ETF	362	3.59%	102.24%
Groww Nifty 500 Momentum 50 ETF	26	1.91%	78.75%
<b>Nifty India Consumption</b>			
Nippon India ETF Nifty India Consumption	197	-2.79%	18.25%
ICICI Prudential Nifty India Consumption ETF	55	-1.30%	-13.68%
Kotak Nifty India Consumption ETF	34	-1.29%	472.71%
SBI Nifty Consumption ETF	23	-1.31%	6.70%
Axis Nifty India Consumption ETF	13	-1.32%	-0.72%

NSE Indices and Linked Schemes	AUM (Rs.Crore)	MoM% Change	YoY% Change
<b>Nifty Healthcare</b>			
ICICI Prudential Nifty Healthcare ETF	203	21.61%	40.93%
Aditya Birla Sun Life Nifty Healthcare ETF	76	2.71%	106.69%
Axis Nifty Healthcare ETF	23	10.77%	19.30%
DSP Nifty Healthcare ETF	15	10.03%	45.75%
<b>Nifty Realty</b>			
Motilal Oswal Nifty Realty ETF	285	-5.58%	239.44%
Groww Nifty Realty ETF	15	0.92%	0.00%
<b>Nifty Oil &amp; Gas</b>			
ICICI Prudential Nifty Oil & Gas ETF	293	0.47%	82.84%
<b>Nifty Financial Services EX-Bank</b>			
ICICI Prudential Nifty Financial Services Ex-Bank ETF	282	3.32%	100.19%
<b>Nifty 500</b>			
Motilal Oswal Nifty 500 ETF	273	-0.02%	103.17%
<b>Nifty India Manufacturing</b>			
Mirae Asset Nifty India Manufacturing ETF	255	3.18%	18.22%
Nippon India Nifty India Manufacturing ETF	10	2.21%	0.00%
Motilal Oswal Nifty India Manufacturing ETF	2	2.19%	-69.99%
<b>Nifty Capital Markets</b>			
Motilal Oswal Nifty Capital Market ETF	220	20.01%	1367.43%
Groww Nifty Capital Markets ETF	38	31.07%	0.00%
<b>Nifty200 Quality 30</b>			
ICICI Prudential Nifty 200 Quality 30 ETF	143	-2.18%	-21.46%
SBI Nifty 200 Quality 30 ETF	79	0.82%	-30.57%
Aditya Birla Sun Life Nifty 200 Quality 30 ETF	26	-5.50%	-20.27%
Kotak Nifty200 Quality 30 ETF	3	-0.07%	0.00%
<b>Nifty Midcap 50</b>			
Kotak Nifty Midcap 50 ETF	197	3.32%	189.61%
<b>Nifty India Digital</b>			
Tata Nifty India Digital Exchange Traded Fund	167	-0.05%	1.83%
<b>Nifty LargeMidcap 250</b>			
Edelweiss Nifty LargeMidcap 250 ETF	152	13.79%	0.00%
<b>Nifty Commodities</b>			
ICICI Prudential Nifty Commodities ETF	137	2.09%	90.55%
<b>Nifty India Railways PSU</b>			
Groww Nifty India Railways PSU ETF	132	-1.18%	131.70%
<b>Nifty Chemicals</b>			
Kotak Nifty Chemicals ETF	95	59.63%	0.00%
Groww Nifty Chemicals ETF	11	27.82%	0.00%
<b>Nifty Midcap150 Quality 50</b>			
DSP Nifty Midcap 150 Quality 50 ETF	99	3.55%	-3.42%
<b>Nifty100 ESG Sector Leaders</b>			
Mirae Asset Nifty 100 ESG Sector Leaders ETF	98	-0.85%	-19.00%
<b>Nifty500 Multicap 50:25:25</b>			
Mirae Asset Nifty500 Multicap 50 25 25 ETF	84	0.58%	79.52%

<b>NSE Indices and Linked Schemes</b>	<b>AUM (Rs.Crore)</b>	<b>MoM% Change</b>	<b>YoY% Change</b>
<b>Nifty Smallcap 100</b>			
Zerodha Nifty Smallcap 100 ETF	81	5.21%	0.00%
<b>Nifty Dividend Opportunities 50</b>			
Nippon India ETF Nifty Dividend Opportunities 50	71	1.53%	-0.34%
<b>Nifty India Internet</b>			
Groww Nifty India Internet ETF	33	7.37%	0.00%
Mirae Asset Nifty India Internet ETF	28	4.64%	0.00%
<b>Nifty200 Value 30</b>			
ICICI Prudential Nifty200 Value 30 ETF	52	3.08%	411.16%
SBI Nifty200 Value 30 ETF	6	0.00%	0.00%
<b>Nifty50 Shariah</b>			
Nippon India ETF Nifty 50 Shariah Bees	56	2.75%	46.57%
<b>Nifty India New Age Consumption</b>			
Mirae Asset Nifty India New Age Consumption ETF	51	1.28%	93.95%
<b>Nifty500 Value 50</b>			
Axis Nifty500 Value 50 ETF	38	3.56%	224.39%
Mirae Asset Nifty 500 Value 50 ETF	12	5.66%	0.00%
<b>Nifty MNC</b>			
Kotak Nifty MNC ETF	47	5.13%	31.89%
Motilal Oswal Nifty MNC ETF	2	1.74%	0.00%
<b>Nifty Midcap150 Momentum 50</b>			
Motilal Oswal Nifty Midcap 150 Momentum 50 ETF	40	3.15%	0.00%
SBI Nifty Midcap 150 Momentum 50 ETF	9	9.41%	0.00%
<b>Nifty Total Market</b>			
Angel One Nifty Total Market ETF	42	0.09%	92.22%
<b>Nifty PSE</b>			
Aditya Birla Sun Life Nifty PSE ETF	21	-9.35%	-39.94%
Groww Nifty PSE ETF	18	-2.95%	0.00%
Motilal Oswal Nifty PSE ETF	2	-3.81%	0.00%
<b>Nifty500 Multicap Momentum Quality 50</b>			
Edelweiss Nifty500 Multicap Momentum Quality 50 ETF	33	-1.63%	23.62%
<b>Nifty India Tourism</b>			
Motilal Oswal Nifty India Tourism ETF	27	46.34%	0.00%
<b>Nifty100 Equal Weight</b>			
Kotak Nifty 100 Equal Weight ETF	26	35.08%	2267.95%
<b>Nifty Growth Sectors 15</b>			
HDFC Nifty Growth Sectors 15 ETF	22	-3.82%	0.01%
<b>Nifty100 Quality 30</b>			
HDFC Nifty100 Quality 30 ETF	21	-1.81%	-8.02%
<b>Nifty 200</b>			
Groww Nifty 200 ETF	17	1.43%	38.36%
<b>Nifty500 Flexicap Quality 30</b>			
DSP Nifty500 Flexicap Quality 30 ETF	14	3.81%	0.00%
<b>Nifty Top 15 Equal Weight</b>			
ICICI Prudential Nifty Top 15 Equal Weight ETF	13	23.18%	0.00%

<b>NSE Indices and Linked Schemes</b>	<b>AUM (Rs.Crore)</b>	<b>MoM% Change</b>	<b>YoY% Change</b>
<b>Nifty Top 20 Equal Weight</b>			
Mirae Asset Nifty Top 20 Equal Weight ETF	12	1.48%	0.00%
<b>Nifty500 Healthcare</b>			
Mirae Asset Nifty 500 Healthcare ETF	12	30.60%	0.00%
<b>Nifty India Infrastructure &amp; Logistics</b>			
Mirae Asset Nifty India Infrastructure & Logistics ETF	10	8.78%	0.00%
<b>Nifty Total Market Momentum Quality 50</b>			
Angel One Nifty Total Market Momentum Quality 50 ETF	7	0.30%	0.00%
<b>Nifty Services Sector</b>			
Motilal Oswal Nifty Services Sector ETF	5	2.52%	0.00%
<b>Nifty500 Low Volatility 50</b>			
Groww Nifty 500 Low Volatility 50 ETF	4	-3.44%	0.00%
<b>ETFs - Debt</b>			
<b>Nifty 1D Rate</b>			
Nippon India ETF Nifty 1D Rate Liquid Bees	11,148	-0.22%	-8.73%
Zerodha Nifty 1D Rate Liquid ETF	9,633	4.16%	109.71%
Kotak Nifty 1D Rate Liquid ETF	1,748	-4.98%	31.83%
Mirae Asset Nifty 1D Rate Liquid ETF - Growth	682	-11.34%	146.11%
Bajaj Finserv Nifty 1D Rate Liquid ETF - Growth	670	2.92%	-20.80%
Mirae Asset Nifty 1D Rate Liquid ETF-IDCW	580	-1.25%	6.25%
DSP Nifty 1D Rate Liquid ETF	473	4.47%	-12.97%
Angel One Nifty 1D Rate Liquid ETF - Growth	304	9.54%	153.22%
Groww Nifty 1D Rate Liquid ETF	123	17.97%	53.19%
Nippon India Nifty 1D Rate Liquid ETF - Growth	116	16.85%	0.00%
HDFC NIFTY 1D Rate Liquid ETF - Growth	115	9.49%	311.33%
SBI Nifty 1D Rate Liquid ETF - Growth	67	1.66%	0.00%
Edelweiss Nifty 1D Rate Liquid ETF - Growth	51	-7.37%	0.00%
SBI Nifty 1D Rate Liquid ETF - IDCW	49	-29.05%	35.23%
Shriram Nifty 1D Rate Liquid ETF	39	0.03%	89.56%
<b>Nifty BHARAT Bond - April 2030</b>			
Bharat Bond ETF - April 2030	24,860	-0.57%	-2.27%
<b>Nifty BHARAT Bond - April 2031</b>			
Bharat Bond ETF- April 2031	13,142	-0.38%	-2.33%
<b>Nifty BHARAT Bond - April 2032</b>			
Bharat Bond ETF - April 2032	10,423	-0.78%	-5.67%
<b>Nifty BHARAT Bond - April 2033</b>			
Bharat Bond ETF - April 2033	6,113	-1.47%	-4.27%
<b>Nifty 8-13 yr G-Sec</b>			
Nippon India ETF Nifty 8-13 Yr G-Sec Long Term Gilt	2,448	-1.24%	-11.73%
LIC MF NIFTY 8-13 YR G-SEC ETF	1,881	0.68%	-26.33%
Zerodha Nifty 8-13 Yr G-Sec ETF	119	4.27%	0.00%
Mirae Asset Nifty 8-13 yr G-Sec ETF	94	0.75%	1.73%
<b>Nifty 10 yr Benchmark G-Sec</b>			
SBI Nifty 10 yr Benchmark G-Sec ETF	3,232	0.50%	-0.83%
ICICI Prudential Nifty 10 yr Benchmark G-Sec ETF	585	0.61%	7.01%
UTI Nifty 10 yr Benchmark G-Sec ETF	23	0.48%	0.04%

NSE Indices and Linked Schemes	AUM (Rs.Crore)	MoM% Change	YoY% Change
<b>Nifty 5 yr Benchmark G-sec</b>			
Nippon India ETF Nifty 5 Yr Benchmark G-Sec	252	-7.06%	10.89%
Motilal Oswal Nifty 5 year benchmark G-Sec ETF	166	0.68%	52.73%
UTI Nifty 5 yr Benchmark G-Sec ETF	25	0.22%	3.07%
ICICI Prudential Nifty 5 Yr Benchmark G-Sec ETF	20	0.27%	-65.64%

## Index Funds tracking Nifty Indices and their AUM

NSE Indices and Linked Schemes	AUM (Rs.Crore)	MoM% Change	YoY% Change
<b>Index Funds - Equity</b>			
<b>Nifty 50</b>			
UTI Nifty 50 Index Fund	27,827	-0.08%	19.69%
HDFC Nifty 50 Index Fund	23,155	-0.79%	13.45%
ICICI Prudential Nifty 50 Index Fund	16,443	-0.73%	21.48%
SBI Nifty Index Fund	13,283	-0.63%	35.01%
Navi Nifty 50 Index Fund	3,907	-0.33%	18.34%
Nippon India Index Fund - Nifty 50 Plan	3,662	-0.03%	47.52%
Bandhan Nifty 50 Index Fund	2,627	-0.96%	39.25%
Tata Nifty 50 Index Fund	1,619	-0.95%	29.15%
Aditya Birla Sun Life Nifty 50 Index Fund	1,396	-0.76%	30.98%
Kotak Nifty 50 Index Fund	1,112	0.73%	23.58%
DSP Nifty 50 Index Fund	1,071	-1.28%	44.93%
Axis Nifty 50 Index Fund	968	-0.43%	37.09%
Motilal Oswal Nifty 50 Index Fund	865	-0.49%	23.47%
Franklin India NSE Nifty 50 Index Fund	713	-2.30%	-3.24%
HSBC Nifty 50 Index Fund	373	0.13%	9.68%
LIC MF NIFTY 50 INDEX FUND	356	-1.25%	7.43%
Edelweiss Nifty 50 Index Fund	288	0.70%	71.38%
JioBlackRock Nifty 50 Index Fund	247	3.20%	0.00%
Zerodha Nifty 50 Index Fund	58	8.60%	0.00%
Mirae Asset Nifty 50 Index Fund	58	-4.63%	97.69%
Baroda BNP Paribas Nifty 50 Index Fund	55	-4.16%	-15.38%
Bajaj Finserv Nifty 50 Index Fund	38	-1.54%	415.95%
Angel One Nifty 50 Index Fund	32	1.19%	-18.07%
Groww Nifty 50 Index Fund	23	2.63%	0.00%
Choice Nifty 50 Index Fund	18	1.71%	0.00%
Taurus Nifty 50 Index Fund	6	-2.17%	11.22%
<b>Nifty Next 50</b>			
ICICI Prudential Nifty Next 50 Index Fund	9,242	3.84%	23.57%
UTI Nifty Next 50 Index Fund	6,818	3.92%	28.95%
HDFC Nifty Next 50 Index Fund	2,476	4.56%	28.64%
SBI Nifty Next 50 Index Fund	2,096	3.31%	21.47%
DSP Nifty Next 50 Index Fund	1,308	3.75%	29.79%
Navi Nifty Next 50 Index Fund	1,234	3.41%	44.14%
Kotak Nifty Next 50 Index Fund	1,163	9.00%	80.76%

<b>NSE Indices and Linked Schemes</b>	<b>AUM (Rs.Crore)</b>	<b>MoM% Change</b>	<b>YoY% Change</b>
Axis Nifty Next 50 Index Fund	496	4.39%	47.02%
Motilal Oswal Nifty Next 50 Index Fund	468	3.77%	37.27%
Edelweiss Nifty Next 50 Index Fund	271	5.98%	97.73%
Aditya Birla Sun Life Nifty Next 50 Index Fund	247	3.48%	7.41%
JioBlackRock Nifty Next 50 Index Fund	197	7.00%	0.00%
HSBC Nifty Next 50 Index Fund	159	8.06%	19.51%
Tata Nifty Next 50 Index Fund	118	0.43%	0.00%
LIC MF Nifty Next 50 Index Fund	106	2.46%	9.68%
Bandhan Nifty Next 50 Index Fund	31	3.72%	81.01%
Bajaj Finserv Nifty Next 50 Index Fund	30	3.17%	256.39%
Choice Nifty Next 50 Index Fund	18	53.83%	0.00%
Groww Nifty Next 50 Index Fund	9	7.73%	0.00%
<b>Nifty200 Momentum 30</b>			
UTI Nifty 200 Momentum 30 Index Fund	8,433	0.43%	4.65%
Motilal Oswal Nifty 200 Momentum 30 Index Fund	961	1.30%	4.93%
HDFC Nifty200 Momentum 30 Index Fund	618	1.43%	-16.64%
ICICI Prudential Nifty 200 Momentum 30 Index Fund	552	1.24%	0.17%
Kotak Nifty 200 Momentum 30 Index Fund	544	3.36%	21.64%
SBI Nifty200 Momentum 30 Index Fund	125	2.24%	0.00%
Bandhan Nifty200 Momentum 30 Index Fund	125	-0.13%	-5.79%
Baroda BNP Paribas Nifty200 Momentum 30 Index Fund	22	0.11%	-12.31%
<b>Nifty Midcap 150</b>			
Motilal Oswal Nifty Midcap 150 Index Fund	3,589	5.30%	55.22%
Nippon India Nifty Midcap 150 Index Fund	2,486	6.39%	42.63%
ICICI Prudential Nifty Midcap 150 Index Fund	1,102	6.38%	50.63%
SBI Nifty Midcap 150 Index Fund	1,094	5.00%	29.15%
HDFC Nifty Midcap 150 Index Fund	619	6.00%	78.83%
Aditya Birla Sun Life Nifty Midcap 150 Index Fund	462	3.72%	29.13%
Navi Nifty Midcap 150 Index Fund	380	3.32%	32.77%
Tata Nifty Midcap 150 Index Fund	289	7.15%	0.00%
JioBlackRock Nifty Midcap 150 Index Fund	260	6.20%	0.00%
Bandhan Nifty Midcap 150 Index Fund	89	49.45%	257.65%
UTI Nifty Midcap 150 Index Fund	70	5.91%	32.78%
Kotak Nifty Midcap 150 Index Fund	35	13.99%	545.44%
DSP Nifty Midcap 150 Index Fund	14	11.29%	0.00%
Groww Nifty Midcap 150 Index Fund	14	3.90%	0.00%
Baroda BNP Paribas Nifty Midcap 150 Index Fund	10	2.47%	7.48%
<b>Nifty Smallcap 250</b>			
Nippon India Nifty Smallcap 250 Index Fund	3,111	2.63%	37.14%
SBI Nifty Smallcap 250 Index Fund	1,582	2.11%	11.21%
Motilal Oswal Nifty Smallcap 250 Index Fund	1,144	2.40%	24.43%
ICICI Prudential Nifty Smallcap 250 Index Fund	685	1.23%	37.52%
HDFC Nifty Smallcap 250 Index Fund	662	2.77%	39.77%
JioBlackRock Nifty Smallcap 250 Index Fund	348	4.27%	0.00%
Edelweiss Nifty Smallcap 250 Index Fund	233	2.30%	71.47%
Groww Nifty Smallcap 250 Index Fund	128	1.89%	15.04%

<b>NSE Indices and Linked Schemes</b>	<b>AUM (Rs.Crore)</b>	<b>MoM% Change</b>	<b>YoY% Change</b>
Bandhan Nifty Smallcap 250 Index Fund	86	3.97%	57.12%
Kotak Nifty SmallCap 250 Index Fund	57	4.78%	128.36%
DSP Nifty Smallcap 250 Index Fund	12	15.84%	0.00%
<b>Nifty50 Equal Weight</b>			
DSP Nifty 50 Equal Weight Index Fund	2,577	2.18%	20.65%
HDFC Nifty50 Equal Weight Index Fund	1,752	1.30%	17.21%
SBI Nifty50 Equal Weight Index Fund	1,048	0.47%	4.11%
Aditya Birla Sun Life Nifty 50 Equal Weight Index Fund	485	4.01%	22.65%
ICICI Prudential Nifty50 Equal Weight Index Fund	251	3.73%	101.48%
UTI Nifty50 Equal Weight Index Fund	143	5.09%	40.62%
Kotak Nifty 50 Equal Weight Index Fund	59	0.19%	396.40%
<b>Nifty India Defence</b>			
Motilal Oswal Nifty India Defence Index Fund	4,856	3.53%	28.61%
Aditya Birla Sun Life Nifty India Defence Index Fund	1,166	2.92%	75.49%
Axis Nifty India Defence Index Fund	254	14.61%	0.00%
<b>Nifty 500</b>			
Motilal Oswal Nifty 500 Index Fund	2,967	-0.11%	25.81%
SBI Nifty 500 Index Fund	760	0.08%	-12.28%
Axis Nifty 500 Index Fund	300	-0.34%	6.24%
ICICI Prudential Nifty 500 Index Fund	89	3.83%	251.88%
DSP Nifty 500 Index Fund	14	4.30%	0.00%
<b>Nifty Midcap150 Momentum 50</b>			
Edelweiss Nifty Midcap150 Momentum 50 Index Fund	1,676	5.68%	69.03%
Tata Nifty Midcap 150 Momentum 50 Index Fund	1,179	4.98%	29.78%
Kotak Nifty Midcap 150 Momentum 50 Index Fund	419	6.47%	93.54%
<b>Nifty LargeMidcap 250</b>			
Zerodha Nifty LargeMidcap 250 Index Fund	1,445	2.46%	50.42%
HDFC Nifty LargeMidcap 250 Index Fund	441	1.15%	-8.55%
Edelweiss Nifty Large Midcap 250 Index Fund	323	2.21%	16.60%
Zerodha ELSS Tax Saver Nifty LargeMidcap 250 Index Fund	272	2.49%	34.53%
ICICI Prudential Nifty LargeMidcap 250 Index Fund	269	2.95%	28.12%
Mirae Asset Nifty LargeMidcap 250 Index Fund	35	-7.61%	78.29%
<b>Nifty 100</b>			
Axis Nifty 100 Index Fund	1,966	-0.44%	4.44%
HDFC Nifty 100 Index Fund	429	1.19%	26.64%
Bandhan Nifty 100 Index Fund	237	1.65%	30.47%
<b>Nifty Bank</b>			
ICICI Prudential Nifty Bank Index Fund	714	-0.40%	16.03%
Motilal Oswal Nifty Bank Index Fund	630	-1.61%	-1.97%
Navi Nifty Bank Index Fund	604	-1.17%	-6.58%
Nippon India Nifty Bank Index Fund	195	-0.29%	21.28%
SBI Nifty Bank Index Fund	168	3.53%	45.26%
Axis Nifty Bank Index Fund	159	2.21%	9.35%
DSP Nifty Bank Index Fund	59	0.05%	13.03%
Invesco India Nifty Bank Index Fund	30	0.00%	0.00%
Bandhan Nifty Bank Index Fund	20	1.83%	11.23%

<b>NSE Indices and Linked Schemes</b>	<b>AUM (Rs.Crore)</b>	<b>MoM% Change</b>	<b>YoY% Change</b>
<b>Nifty Microcap 250</b>			
Motilal Oswal Nifty Microcap 250 Index Fund	2,352	0.32%	-0.31%
<b>Nifty500 Momentum 50</b>			
Nippon India Nifty 500 Momentum 50 Index Fund	1,202	4.31%	38.21%
Motilal Oswal Nifty 500 Momentum 50 Index Fund	782	3.43%	19.19%
Axis Nifty500 Momentum 50 Index Fund	150	2.11%	119.54%
Bandhan Nifty 500 Momentum 50 Index Fund	34	4.99%	44.62%
Kotak Nifty500 Momentum 50 Index Fund	23	7.18%	0.00%
<b>Nifty100 Low Volatility 30</b>			
Bandhan Nifty 100 Low Volatility 30 Index Fund	1,653	-1.85%	10.24%
HDFC Nifty 100 Low Volatility 30 Index Fund	234	-2.70%	-30.86%
Kotak Nifty 100 Low Volatility 30 Index Fund	122	0.69%	15.25%
SBI Nifty100 Low Volatility 30 Index Fund	60	-1.53%	0.00%
<b>Nifty Alpha Low-Volatility 30</b>			
Nippon India Nifty Alpha Low Volatility 30 Index Fund	1,302	-1.99%	-5.68%
Edelweiss Nifty Alpha Low Volatility 30 Index Fund	96	-0.72%	-37.85%
UTI Nifty Alpha Low-Volatility 30 Index Fund	73	-1.69%	-9.69%
Bandhan Nifty Alpha Low Volatility 30 Index Fund	9	-1.55%	7.98%
<b>Nifty Capital Markets</b>			
Tata Nifty Capital Markets Index Fund	792	23.03%	234.76%
Motilal Oswal Nifty Capital Market Index Fund	538	16.63%	161.97%
Axis Nifty Capital Markets Index Fund	70	0.00%	0.00%
<b>Nifty Top 10 Equal Weight</b>			
DSP Nifty Top 10 Equal Weight Index Fund	1,169	-4.51%	-30.74%
Kotak Nifty Top 10 Equal Weight Index Fund	38	-1.41%	196.30%
<b>Nifty Smallcap 50</b>			
Axis Nifty Smallcap 50 Index Fund	639	3.75%	30.99%
Aditya Birla Sun Life Nifty Smallcap 50 Index Fund	318	1.85%	37.67%
Kotak Nifty Smallcap 50 Index Fund	206	2.90%	58.60%
<b>Nifty50 Value 20</b>			
Nippon India Nifty 50 Value 20 Index Fund	904	-4.54%	-8.84%
ICICI Prudential Nifty50 Value 20 Index Fund	99	-0.54%	-9.05%
<b>Nifty500 Value 50</b>			
UTI Nifty 500 Value 50 Index Fund	750	3.88%	41.25%
Axis Nifty500 Value 50 Index Fund	206	5.31%	127.87%
Bandhan Nifty 500 Value 50 Index Fund	37	12.86%	180.80%
<b>Nifty IT</b>			
ICICI Prudential Nifty IT Index Fund	439	-0.33%	-16.10%
Nippon India Nifty IT Index Fund	204	4.46%	42.95%
Axis Nifty IT Index Fund	119	1.41%	-9.42%
SBI Nifty IT Index Fund	93	7.15%	87.01%
DSP Nifty IT Index Fund	80	6.41%	0.00%
Bandhan Nifty IT Index Fund	29	1.54%	15.10%
Navi Nifty IT Index Fund	20	-12.40%	2.54%
<b>Nifty200 Quality 30</b>			
UTI Nifty200 Quality 30 Index Fund	562	-2.28%	-8.80%

<b>NSE Indices and Linked Schemes</b>	<b>AUM (Rs.Crore)</b>	<b>MoM% Change</b>	<b>YoY% Change</b>
SBI Nifty200 Quality 30 Index Fund	316	0.87%	0.00%
ICICI Prudential Nifty200 Quality 30 Index Fund	25	1.30%	0.00%
Kotak Nifty 200 Quality 30 Index Fund	17	3.75%	0.00%
Bandhan Nifty 200 Quality 30 Index Fund	11	-1.12%	-5.18%
<b>Nifty Midcap 50</b>			
Axis Nifty Midcap 50 Index Fund	682	5.03%	52.87%
Kotak Nifty Midcap 50 Index Fund	80	6.69%	44.51%
<b>Nifty Midcap150 Quality 50</b>			
DSP Nifty Midcap 150 Quality 50 Index Fund	458	2.59%	3.64%
UTI Nifty Midcap 150 Quality 50 Index Fund	243	2.06%	-8.09%
<b>Nifty100 Equal Weight</b>			
HDFC Nifty 100 Equal Weight Index Fund	468	7.85%	27.01%
Sundaram Nifty 100 Equal Weight Fund	139	0.72%	31.21%
Kotak Nifty 100 Equal Weight Index Fund	43	3.55%	289.78%
<b>Nifty Alpha 50</b>			
Bandhan Nifty Alpha 50 Index Fund	574	4.34%	28.00%
Kotak Nifty Alpha 50 Index Fund	33	7.86%	0.00%
<b>Nifty500 Multicap Momentum Quality 50</b>			
Edelweiss Nifty500 Multicap Momentum Quality 50 Index Fund	596	4.16%	153.19%
<b>Nifty Total Market</b>			
Groww Nifty Total Market Index Fund	353	0.87%	16.42%
Angel One Nifty Total Market Index Fund	59	0.96%	56.31%
Mirae Asset Nifty Total Market Index Fund	50	0.03%	20.05%
Bandhan Nifty Total Market Index Fund	45	8.17%	13.57%
<b>Nifty500 Multicap 50:25:25</b>			
HDFC Nifty500 Multicap 50 25 25 Index Fund	473	2.76%	3.01%
Navi Nifty 500 Multicap 50 25 25 Index Fund	27	-0.58%	-6.59%
<b>Nifty500 Equal Weight</b>			
Nippon India Nifty 500 Equal Weight Index Fund	475	9.18%	15.26%
<b>Nifty India Consumption</b>			
SBI Nifty India Consumption Index Fund	264	-2.38%	-22.52%
HDFC Nifty India Consumption Index Fund	139	-5.09%	0.00%
<b>Nifty Auto</b>			
ICICI Prudential Nifty Auto Index Fund	219	1.77%	48.99%
Tata Nifty Auto Index Fund	97	2.27%	17.00%
Nippon India Nifty Auto Index Fund	45	9.07%	47.41%
<b>Nifty Private Bank</b>			
UTI Nifty Private Bank Index Fund	206	0.05%	-7.76%
DSP Nifty Private Bank Index Fund	79	15.98%	298.38%
ICICI Prudential Nifty Private Bank Index Fund	30	22.31%	0.00%
Groww Nifty Private Bank Index Fund	6	0.00%	0.00%
<b>Nifty Smallcap250 Quality 50</b>			
DSP Nifty Smallcap250 Quality 50 Index Fund	311	0.01%	21.66%
<b>Nifty Commodities</b>			
Kotak Nifty Commodities Index Fund	298	1.43%	6147.34%

<b>NSE Indices and Linked Schemes</b>	<b>AUM (Rs.Crore)</b>	<b>MoM% Change</b>	<b>YoY% Change</b>
<b>Nifty100 Quality 30</b>			
HDFC Nifty100 Quality 30 Index Fund	149	-1.64%	-20.37%
Edelweiss Nifty 100 Quality 30 Index Fund	142	-3.77%	0.69%
<b>Nifty India Tourism</b>			
Tata Nifty India Tourism Index Fund	241	-1.01%	-22.83%
Kotak Nifty India Tourism Index Fund	33	0.45%	15.63%
<b>Nifty200 Value 30</b>			
ICICI Prudential Nifty200 Value 30 Index Fund	215	-6.58%	125.19%
Kotak Nifty200 Value 30 Index Fund	27	-17.55%	0.00%
<b>Nifty Realty</b>			
HDFC Nifty Realty Index Fund	115	-3.30%	-8.54%
Tata Nifty Realty Index Fund	48	0.18%	-14.62%
Nippon India Nifty Realty Index Fund	45	-0.57%	72.80%
<b>Nifty MidSmall Healthcare</b>			
Tata Nifty Midsmall Healthcare Index Fund	173	5.75%	27.02%
Motilal Oswal Nifty MidSmall Healthcare Index Fund	35	13.32%	43.20%
<b>Nifty200 Alpha 30</b>			
Tata Nifty200 Alpha 30 Index Fund	198	3.49%	-7.34%
<b>Nifty500 Flexicap Quality 30</b>			
DSP Nifty500 Flexicap Quality 30 Index Fund	181	6.20%	0.00%
<b>Nifty India Manufacturing</b>			
Navi Nifty India Manufacturing Index Fund	76	0.97%	23.46%
Nippon India Nifty India Manufacturing Index Fund	38	0.25%	0.00%
UTI Nifty India Manufacturing Index Fund	30	7.74%	49.62%
<b>Nifty India Digital</b>			
HDFC Nifty India Digital Index Fund	142	1.65%	-32.79%
<b>Nifty Pharma</b>			
ICICI Prudential Nifty Pharma Index Fund	130	14.84%	54.51%
<b>Nifty500 Multicap India Manufacturing 50:30:20</b>			
Tata Nifty500 Multicap India Manufacturing 50 30 20 Index Fund	126	1.13%	4.76%
<b>Nifty500 Quality 50</b>			
Axis Nifty500 Quality 50 Index Fund	80	2.28%	0.00%
Nippon India Nifty 500 Quality 50 Index Fund	44	-6.12%	37.03%
<b>Nifty MidSmallcap400 Momentum Quality 100</b>			
UTI Nifty Midsmallcap 400 Momentum Quality 100 Index Fund	116	4.92%	113.68%
<b>Nifty MidSmall Financial Services</b>			
Motilal Oswal Nifty MidSmall Financial Services Index Fund	101	12.62%	211.70%
<b>Nifty Financial Services EX-Bank</b>			
Kotak Nifty Financial Services Ex-Bank Index Fund	98	1.41%	77.59%
<b>Nifty Top 20 Equal Weight</b>			
HDFC Nifty Top 20 Equal Weight Index Fund	84	0.21%	4.21%
<b>Nifty500 Shariah</b>			
UTI Nifty500 Shariah Index Fund	82	4.53%	0.00%
<b>Nifty500 Multicap Infrastructure 50:30:20</b>			
Tata Nifty500 Multicap Infrastructure 50 30 20 Index Fund	74	1.90%	-7.67%

<b>NSE Indices and Linked Schemes</b>	<b>AUM (Rs.Crore)</b>	<b>MoM% Change</b>	<b>YoY% Change</b>
<b>Nifty Financial Services</b>			
Tata Nifty Financial Services Index Fund	69	0.86%	-10.68%
<b>Nifty India Railways PSU</b>			
Groww Nifty India Railways PSU Index Fund	51	-8.28%	45.91%
<b>Nifty MidSmall IT &amp; Telecom</b>			
Motilal Oswal Nifty MidSmall IT And Telecom Index Fund	49	35.00%	37.72%
<b>Nifty Non-Cyclical Consumer</b>			
Groww Nifty Non-Cyclical Consumer Index Fund	41	-3.40%	-18.20%
<b>Nifty Total Market Momentum Quality 50</b>			
Angel One Nifty Total Market Momentum Quality 50 Index Fund	35	3.82%	0.00%
<b>Nifty Smallcap250 Momentum Quality 100</b>			
Navi Nifty Smallcap250 Momentum Quality 100 Index Fund	34	9.81%	159.90%
<b>Nifty500 Low Volatility 50</b>			
Nippon India Nifty 500 Low Volatility 50 Index Fund	30	-9.62%	152.66%
<b>Nifty Top 15 Equal Weight</b>			
ICICI Prudential Nifty Top 15 Equal Weight Index Fund	25	-0.52%	0.00%
<b>Nifty MidSmall India Consumption</b>			
Motilal Oswal Nifty MidSmall India Consumption Index Fund	23	1.01%	55.55%
<b>Nifty Healthcare</b>			
DSP Nifty Healthcare Index Fund	20	9.51%	0.00%
<b>Nifty MidSmallcap 400</b>			
Navi Nifty Midsmallcap 400 Index Fund	11	19.78%	0.00%
<b>Nifty MidSmallcap400 50:50</b>			
Zerodha Nifty MidSmallcap400 50 50 Index Fund	10	26.31%	0.00%
<b>Nifty PSU Bank</b>			
Groww Nifty PSU Bank Index Fund	8	11.00%	0.00%
<b>Index Funds - Debt</b>			
<b>Nifty PSU Bond Plus SDL Sep 2027 40:60</b>			
ICICI Prudential Nifty PSU Bond Plus SDL Sep 2027 40 60 Index Fund	8,856	1.10%	-4.86%
<b>Nifty CPSE Bond Plus SDL Sep 2026 50:50</b>			
SBI CPSE Bond Plus SDL Sep 2026 50 50 Index Fund	8,076	-4.60%	-9.45%
<b>Nifty SDL Plus PSU Bond Sep 2026 60:40</b>			
Aditya Birla Sun Life Nifty SDL Plus PSU Bond Sep 2026 60 40 Index Fund	7,679	-1.34%	-16.75%
<b>Nifty SDL Apr 2027 Top 12 Equal Weight</b>			
Kotak Nifty SDL Apr 2027 Top 12 Equal Weight Index Fund	6,675	-1.00%	-13.23%
<b>Nifty SDL Apr 2027</b>			
Aditya Birla Sun Life Nifty SDL Apr 2027 Index Fund	3,277	-0.38%	-15.32%
<b>Nifty SDL Apr 2032 Top 12 Equal Weight</b>			
Kotak Nifty SDL Apr 2032 Top 12 Equal Weight Index Fund	3,196	-6.75%	4.06%
<b>Nifty AAA CPSE Bond Plus SDL Apr 2027 60:40</b>			
Nippon India Nifty AAA CPSE Bond Plus SDL - Apr 2027 Maturity 60 40 Index Fund	2,916	-2.45%	-12.44%
<b>Nifty PSU Bond Plus SDL Apr 2027 50:50</b>			
Edelweiss Nifty PSU Bond Plus SDL Apr 2027 50 50 Index Fund	2,168	-0.22%	-6.33%
<b>Nifty SDL Plus G-Sec Jun 2028 30:70</b>			
DSP Nifty SDL Plus G-Sec Jun 2028 30 70 Index Fund	1,653	-0.25%	-23.93%

<b>NSE Indices and Linked Schemes</b>	<b>AUM (Rs.Crore)</b>	<b>MoM% Change</b>	<b>YoY% Change</b>
<b>Nifty SDL Sep 2027</b>			
ICICI Prudential Nifty SDL Sep 2027 Index Fund	1,586	9.42%	-11.50%
Aditya Birla Sun Life Nifty SDL Sep 2027 Index Fund	40	-0.92%	11.17%
<b>Nifty G-Sec Jun 2036</b>			
HDFC Nifty G-Sec Jun 2036 Index Fund	837	-6.33%	-6.87%
Nippon India Nifty G-Sec Jun 2036 Maturity Index Fund	743	-5.26%	-10.81%
<b>Nifty G-Sec Dec 2026</b>			
HDFC Nifty G-Sec Dec 2026 Index Fund	1,102	0.14%	-8.77%
Tata Nifty G-Sec Dec 2026 Index Fund	74	0.34%	-20.49%
<b>Nifty SDL Dec 2028</b>			
ICICI Prudential Nifty SDL Dec 2028 Index Fund	823	-0.65%	-17.89%
Baroda BNP Paribas Nifty SDL December 2028 Index Fund	31	2.68%	8.40%
<b>Nifty G-sec Dec 2030</b>			
ICICI Prudential Nifty G-Sec Dec 2030 Index Fund	816	0.15%	-15.64%
<b>Nifty G-sec Sep 2032</b>			
HDFC Nifty G-Sec Sep 2032 Index Fund	612	-0.62%	-7.20%
Invesco India Nifty G-Sec Sep 2032 Index Fund	48	-9.16%	-9.78%
<b>Nifty G-Sec Jul 2031</b>			
HDFC Nifty G-Sec July 2031 Index Fund	631	-0.50%	-12.64%
SBI Nifty G-sec Jul 2031 Index Fund	16	0.00%	0.00%
<b>Nifty SDL Plus AAA PSU Bond Dec 2027 60:40</b>			
Tata Nifty SDL Plus AAA PSU Bond Dec 2027 60 40 Index Fund	642	-0.01%	-26.19%
<b>Nifty G-Sec Jun 2027</b>			
HDFC Nifty G-Sec Jun 2027 Index Fund	634	-0.95%	-15.01%
<b>Nifty SDL Plus AAA PSU Bond Jul 2028 60:40</b>			
Kotak Nifty SDL Plus AAA PSU Bond Jul 2028 60 40 Index Fund	519	-0.84%	-10.09%
<b>Nifty SDL Jun 2027</b>			
Mirae Asset Nifty SDL Jun 2027 Index Fund	471	-1.33%	-27.29%
<b>Nifty AAA PSU Bond Plus SDL Sep 2026 50:50</b>			
Nippon India Nifty AAA PSU Bond Plus SDL - Sep 2026 Maturity 50 50 Index Fund	374	-0.49%	-9.41%
<b>Nifty G-Sec Sep 2027</b>			
Nippon India Nifty G-Sec Sep 2027 Maturity Index Fund	355	-1.25%	-11.24%
<b>Nifty SDL Plus G-Sec Jun 2028 70:30</b>			
Nippon India Nifty SDL Plus G-Sec - Jun 2028 Maturity 70 30 Index Fund	328	-0.01%	-21.09%
<b>Nifty SDL Plus G-Sec Jun 2029 70:30</b>			
Nippon India Nifty SDL Plus G-Sec - Jun 2029 Maturity 70 30 Index Fund	310	0.18%	-8.85%
<b>Nifty SDL Sep 2026</b>			
ICICI Prudential Nifty SDL Sep 2026 Index Fund	225	-12.23%	-9.94%
Axis Nifty SDL September 2026 Debt Index Fund	65	-0.50%	-15.32%
<b>Nifty AAA Financial Services Bond Mar 2028</b>			
Kotak Nifty AAA Bond Financial Services Mar 2028 Index Fund	225	7.35%	0.00%
<b>Nifty SDL Jul 2033</b>			
Kotak Nifty SDL Jul 2033 Index Fund	191	-0.70%	-10.53%
<b>Nifty SDL Oct 2026</b>			
HDFC Nifty SDL Oct 2026 Index Fund	182	-0.26%	-8.45%

<b>NSE Indices and Linked Schemes</b>	<b>AUM (Rs.Crore)</b>	<b>MoM% Change</b>	<b>YoY% Change</b>
<b>Nifty G-Sec Apr 2029</b>			
HDFC Nifty G-Sec Apr 2029 Index Fund	157	-5.49%	-8.82%
<b>Nifty G-Sec Dec 2029</b>			
Tata Nifty G-Sec Dec 2029 Index Fund	134	-0.75%	-27.92%
<b>Nifty G-Sec Oct 2028</b>			
Nippon India Nifty G-Sec Oct 2028 Maturity Index Fund	125	-0.10%	-12.61%
<b>Nifty SDL Jul 2026</b>			
Kotak Nifty SDL Jul 2026 Index Fund	96	-0.35%	-6.97%
<b>Nifty SDL Dec 2026</b>			
Baroda BNP Paribas Nifty SDL December 2026 Index Fund	90	-48.90%	-27.78%
<b>Nifty SDL Plus G-Sec Sep 2027 50:50</b>			
DSP Nifty SDL Plus G-Sec Sep 2027 50 50 Index Fund	89	-0.24%	4.12%
<b>Nifty G-sec Jul 2027</b>			
Invesco India Nifty G-sec Jul 2027 Index Fund	82	0.44%	13.26%
<b>Nifty SDL June 2028</b>			
Mirae Asset Nifty SDL June 2028 Index Fund	79	14.22%	6.90%
<b>Nifty SDL Plus G-Sec June 2027 40:60</b>			
HDFC NIFTY SDL Plus G-Sec Jun 2027 40 60 Index Fund	48	-0.16%	-1.11%
<b>Nifty SDL Plus AAA PSU Bond Apr 2028 75:25</b>			
UTI Nifty SDL Plus AAA PSU Bond Apr 2028- 75 25 Index Fund	33	0.07%	-4.63%
<b>Nifty 8-13 yr G-Sec</b>			
JioBlackRock Nifty 8-13 yr G-Sec Index Fund	30	0.26%	0.00%
<b>Nifty G-Sec Jul 2033</b>			
Kotak Nifty G-Sec July 2033 Index Fund	21	0.92%	-1.26%
<b>Nifty Short Duration G-Sec</b>			
Zerodha Nifty Short Duration G-Sec Index Fund	18	27.05%	0.00%
<b>Index Funds - Hybrid</b>			
<b>NIFTY LargeMidcap250 Plus 8-13 yr G-Sec 70:30</b>			
Edelweiss Nifty LargeMidcap250 Plus 8-13yr G-Sec 70 30 Index Fund	44	3.87%	0.00%
Zerodha Nifty LargeMidcap250 Plus 8-13 Yr G-Sec 70 30 Index Fund	17	14.63%	0.00%





## About NSE Indices Limited

NSE Indices Limited (formerly known as India Index Services & Products Ltd. - IISL), a subsidiary of NSE, provides a variety of indices and index related services for the capital markets. The company focuses on the index as a core product. The company owns and manages a portfolio of indices under the Nifty brand of NSE, including the flagship index, the Nifty 50. Nifty equity indices comprise of broad-based benchmark indices, sectoral indices, strategy indices, thematic indices and customised indices. NSE Indices Limited also maintains fixed income indices based on Government of India securities, corporate bonds, money market instruments and hybrid indices. Many investment products based on Nifty indices have been developed within India and abroad. These include index based derivatives traded on NSE and NSE International Exchange IFSC Limited (NSE IX) and a number of index funds and exchange traded funds. The flagship 'Nifty 50' index is widely tracked and traded as the benchmark for Indian Capital Markets.

### CONTACT

 [indices@nse.co.in](mailto:indices@nse.co.in)       +91 22 26598386

 8th floor, Tower 4, Equinox Business Park, LBS Road, Kurla West, Mumbai - 400070

**Disclaimer:** All information contained herewith is provided for reference purpose only. NSE Indices Limited (formerly known as India Index Services & Products Limited-IISL) ensures accuracy and reliability of the above information to the best of its endeavors. However, NSE Indices Limited makes no warranty or representation as to the accuracy, completeness or reliability of any of the information contained herein and disclaim any and all liability whatsoever to any person for any damage or loss of any nature arising from or as a result of reliance on any of the information provided herein. The information contained in this document is not intended to provide any professional advice.

**Sources of data:** NSE Indices, AMFI, ICRA and MF websites Investments in securities market are subject to market risks, read all the related documents carefully before investing. Invest or should read the Risk Disclosure Document issued by SEBI and relevant Exchanges and the terms & conditions on [www.nseindia.com](http://www.nseindia.com)