

MARCH 2026

# Nifty Passive Insight

Monthly updates on ETFs  
and Index Funds



CELEBRATING THE

30<sup>TH</sup>  
ANNIVERSARY

OF  Nifty50

# Foreword

Global financial markets have entered a phase of heightened uncertainty amid escalating geopolitical tensions and disruptions in energy supply causing a spike in oil prices. Wide movements in oil prices tend to transmit across sectors, influencing inflation expectations, corporate profitability and capital flows. Such developments underscore the importance of diversified and rule-based investment strategies that help investors navigate periods of uncertainty.

Just before the outbreak of the Iran-Israel & US war, Assets Under Management (AUM) of the passive funds industry registered a mild moderation to Rs.14.84 lakh crore in February 2026. The contraction was entirely driven by fall in prices of gold and silver. Investor interest in passive investment strategies remained intact as the industry attracted net investment inflows of Rs.12,976 crore. Passive folios count scaled a new high of 5.4 crore in February 2026.

Passive investing in India has been expanding steadily over the past decade. The sustained growth of this segment also highlights the rising importance of reliable and comprehensive market data. As the passive ecosystem expands in scale and sophistication, investors and market participants require systematic information flow.

Nifty Passive Insight presents an overview of developments in India's passive funds industry based on data compiled from Asset Management Companies (AMCs) and other credible sources. It tracks trends in AUM, flows, schemes and investor participation, and provides a structured overview of developments in the passive funds space through lucid tables and charts.

We hope this publication contributes to a clearer understanding of the evolving role of passive investing in India's financial markets.

**Aniruddha Chatterjee**

CEO,  
NSE Indices, Data and Cogencis



# Overview

The Indian passive funds industry experienced a slight moderation in Assets Under Management (AUM) in February 2026 to Rs.14.84 lakh crore from Rs.15.02 lakh crore in January 2026. The 1.2% fall in the AUM was primarily a reflection of the fall in gold and silver prices.

AUM of commodity ETFs declined by 8.5% within a span of a month, dragging down the aggregate ETF AUM to Rs.11.6 lakh crore in February 2026 from Rs.11.8 lakh crore in January 2026. On the other hand, equity and debt-oriented ETFs witnessed an expansion in AUM, albeit miniscule. The investor confidence broadly remained intact with all three asset classes under ETFs attracting net inflows, aggregating to Rs.9,742 crore in February 2026.

Index Funds attracted Rs.3,233 crore in February 2026, the highest monthly net inflows in the current fiscal. The investment interest was largely concentrated in equity-oriented schemes. AUM of equity-oriented index funds expanded month-on-month by 1.8% to Rs.2.18 lakh crore, thereby pushing up the total Index Fund AUM to Rs.3.25 lakh crore.

Number of passive schemes and folios continue to rise, reflecting broad-base growth and increasing acceptance for passive investing. With addition of 10 new schemes in February 2026, outstanding passive schemes increased to 677. Number of folios expanded further to 5.4 crore in February 2026, after having crossed the 5-crore mark in January 2026.

Heightened geopolitical tension between the United States, Israel and Iran has introduced short-term volatility in global financial markets. FPIs have pulled out a little over USD 12.5 billion from Indian equities and debt instruments during the first 24 days of March 2026. While the risk-off sentiment among investors may have some short-term impact, the strong fundamentals of the Indian economy and cost efficiency of passive strategies continue to support their long-term adoption among investors.

# Contents

<b>Passive Funds Snapshot</b>	08
<b>Passive Funds Annual Trend</b>	10
AUM and Net Inflows/Outflows Number of Schemes and Folios	
<b>Passive Funds Monthly Trend</b>	12
AUM and Net Inflows/Outflows Number of Schemes and Folios	
<b>Holding Pattern of Passive Funds</b>	14
<b>ETFs Snapshot</b>	15
<b>ETFs Annual Trend</b>	16
AUM and Net Inflows/Outflows Number of Schemes and Folios New ETF Scheme Launches and Asset Class-wise Break-up	
<b>ETFs Monthly Trend</b>	19
AUM and Number of Schemes Debt-oriented ETFs: Composition of AUM and Number of Schemes Equity-oriented ETFs: Composition of AUM and Number of Schemes Net Inflows/Outflows and Folios New Scheme Launches Trends and Details of Latest Schemes Top 5 AMCs offering ETF Schemes by Asset Class Top 5 Debt and Equity ETF Schemes by Index Type	
<b>ETF Turnover</b>	29

**Holding Pattern of ETFs** 30

**Index Funds Snapshot** 31

**Index Funds Annual Trend** 32

AUM and Net Inflows/Outflows

Number of Schemes and Folios

New Index Fund Scheme Launches and Asset Class-wise Break-up

**Index Funds Monthly Trend** 35

AUM and Number of Schemes

Debt-oriented Index Funds: Composition of AUM and Number of Schemes

Equity-oriented Index Funds: Composition of AUM and Number of Schemes

Net Inflows/ Outflows and Folios

New Scheme Launches Trends and Details of Latest Schemes

Top 5 AMCs offering Index Fund Schemes by Asset Class

Top 5 Debt and Equity Index Fund Schemes by Index Type

**Holding Pattern of Index Funds** 45

**Passive Funds Linked to Nifty Indices** 46

Passive Funds in Domestic Markets

Passive Funds in Global Markets

**Annexure** 49

ETFs tracking Nifty Indices and their AUM

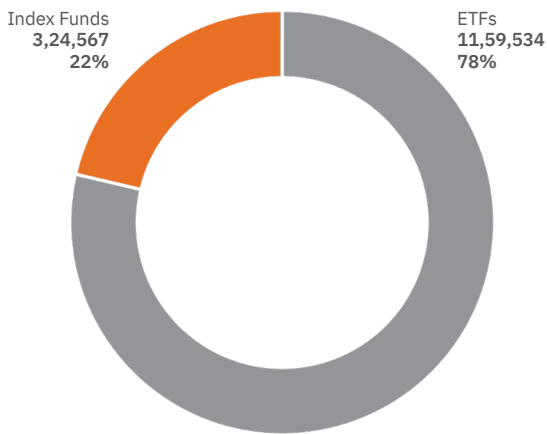
Index Funds Tracking Nifty Indices and their AUM

# Passive Funds Snapshot

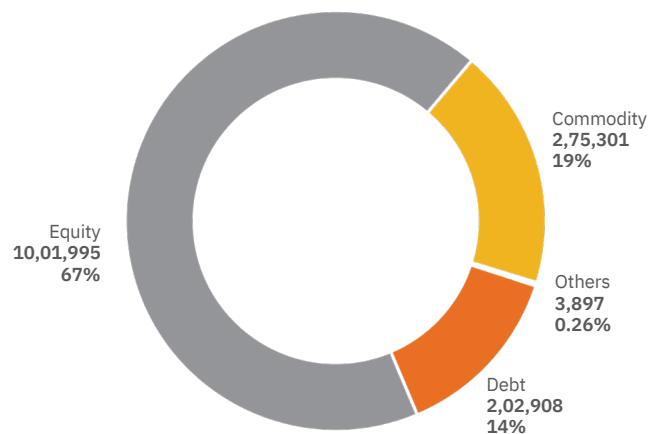
Composition of AUM: Rs.14.84 Lakh Crore

AS OF FEB 2026

BY FUND TYPE [Rs. Crores]



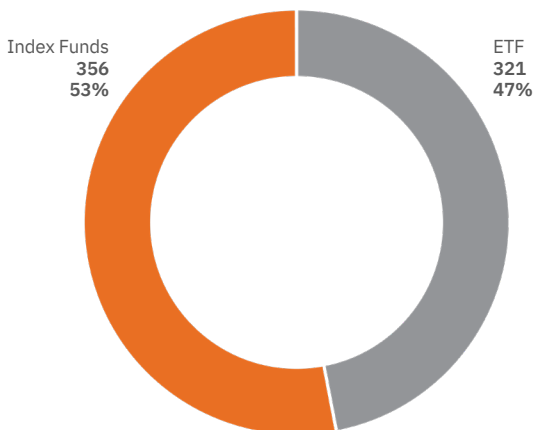
BY ASSET CLASS [Rs. Crores]



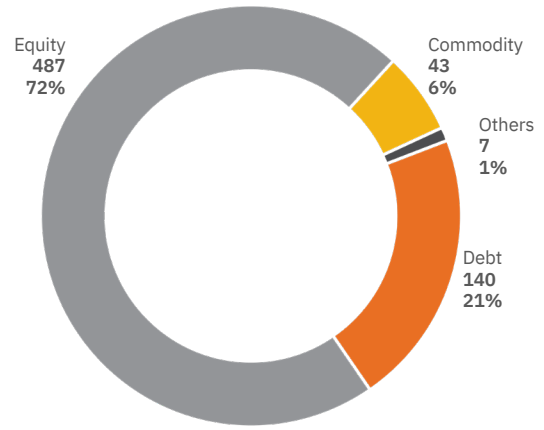
Composition of Schemes: 677

AS OF FEB 2026

BY FUND TYPE



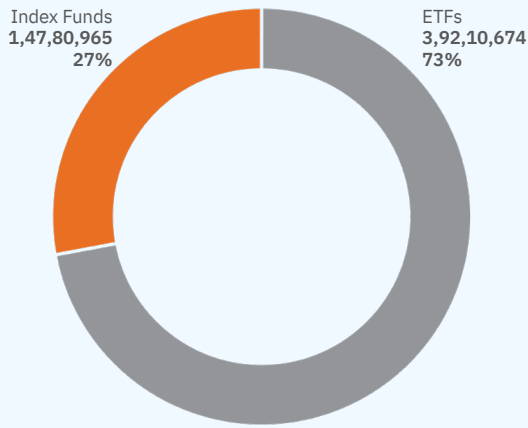
BY ASSET CLASS



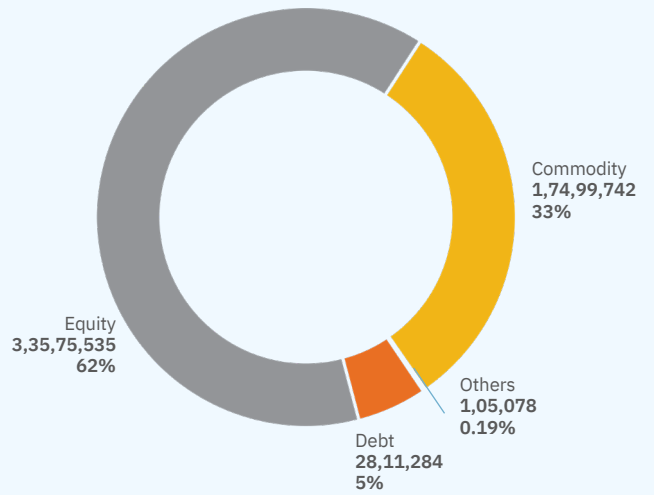
## Composition of Folios: 5.40 Crore

AS OF FEB 2026

BY FUND TYPE



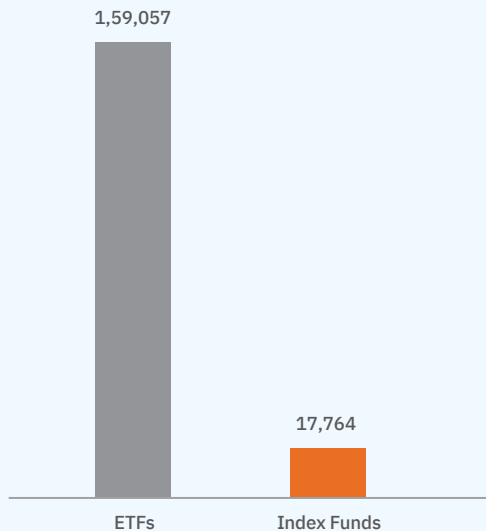
BY ASSET CLASS



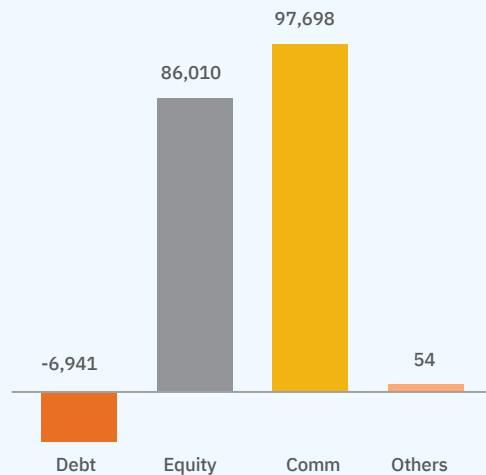
## Composition of Net Inflows/Outflows: Rs.1,76,820 Crore

DURING APR 2025- FEB 2026

BY FUND TYPE

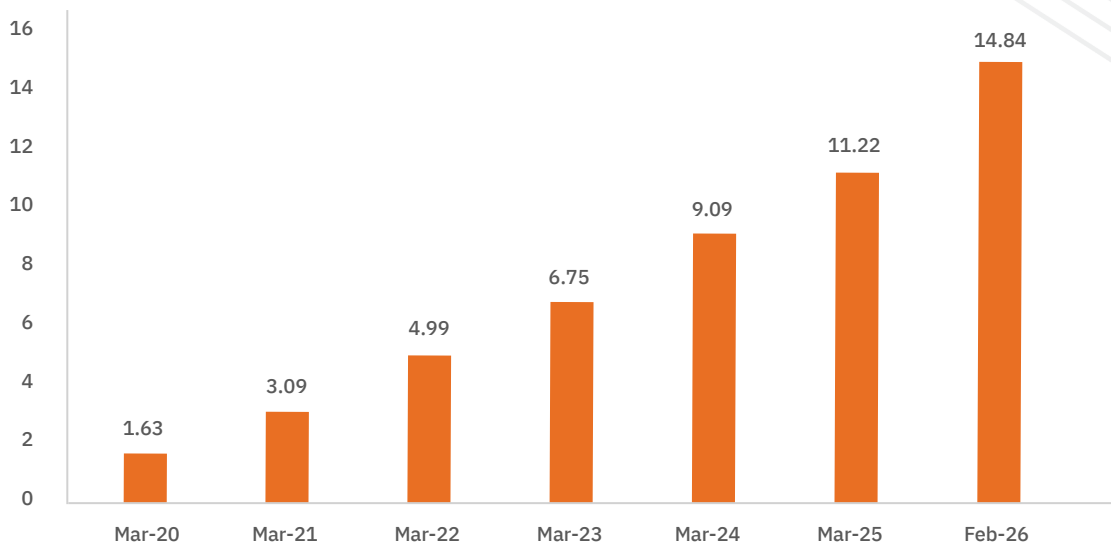


BY ASSET CLASS

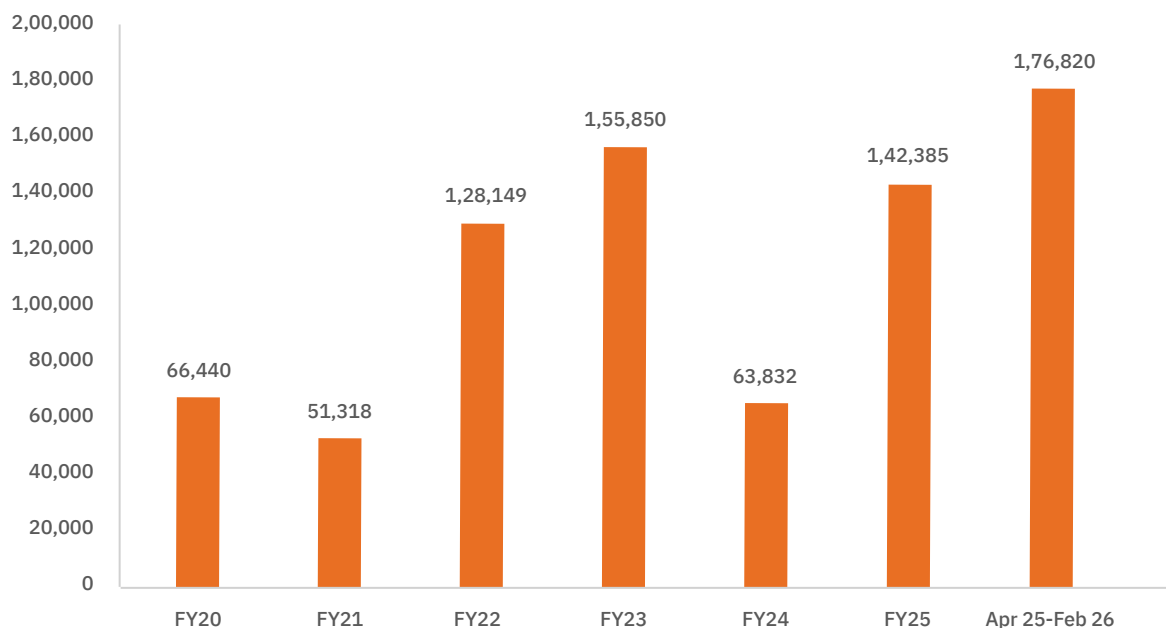


# Passive Funds Annual Trend

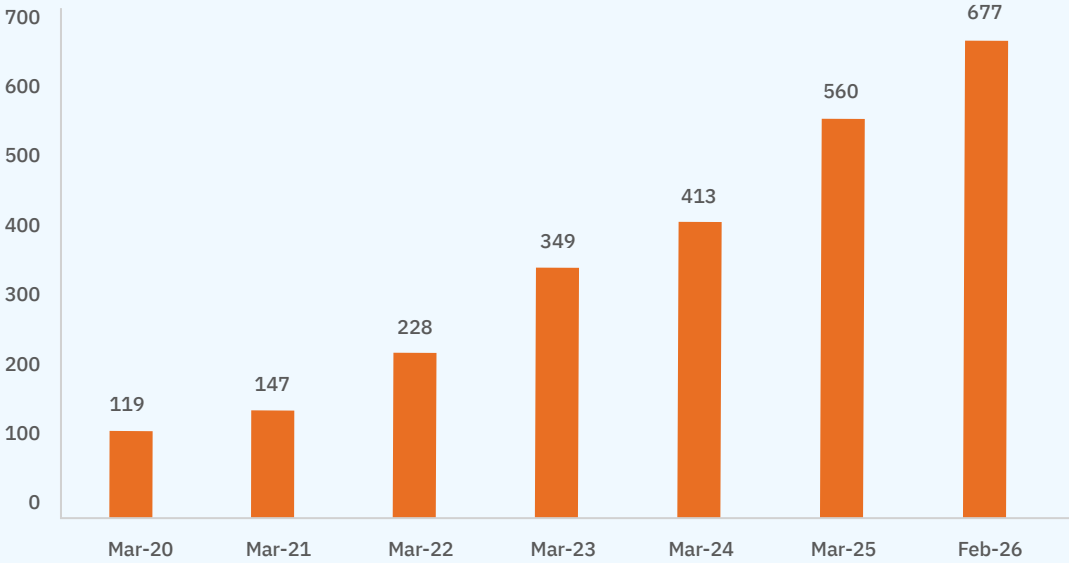
AUM (Rs. Lakh Crore)



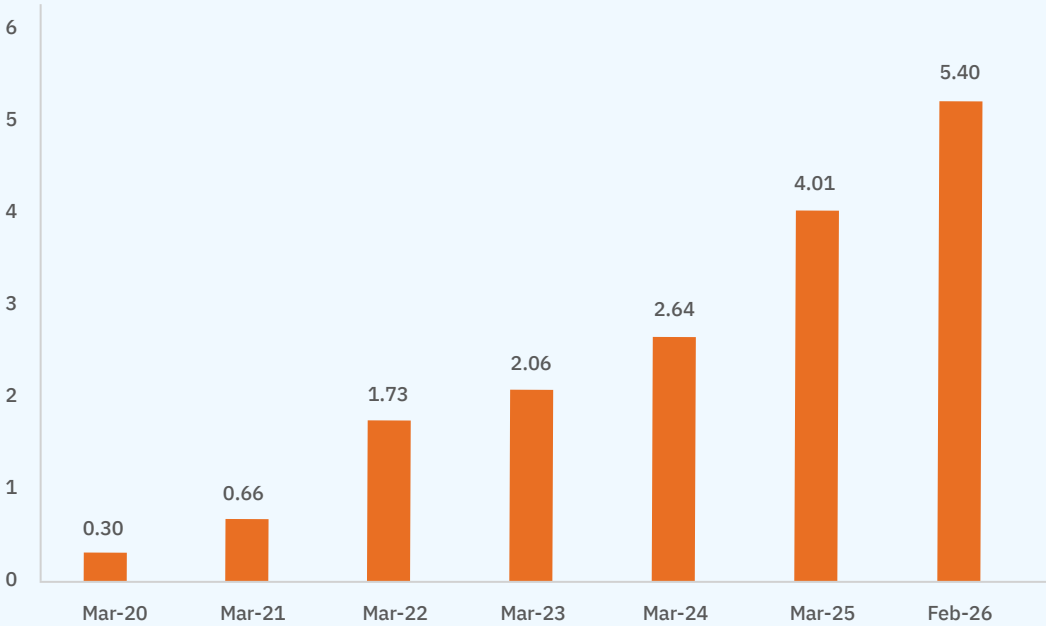
Net Inflows/Outflows of Investment (Rs. Crore)



### Number of Schemes (Numbers)

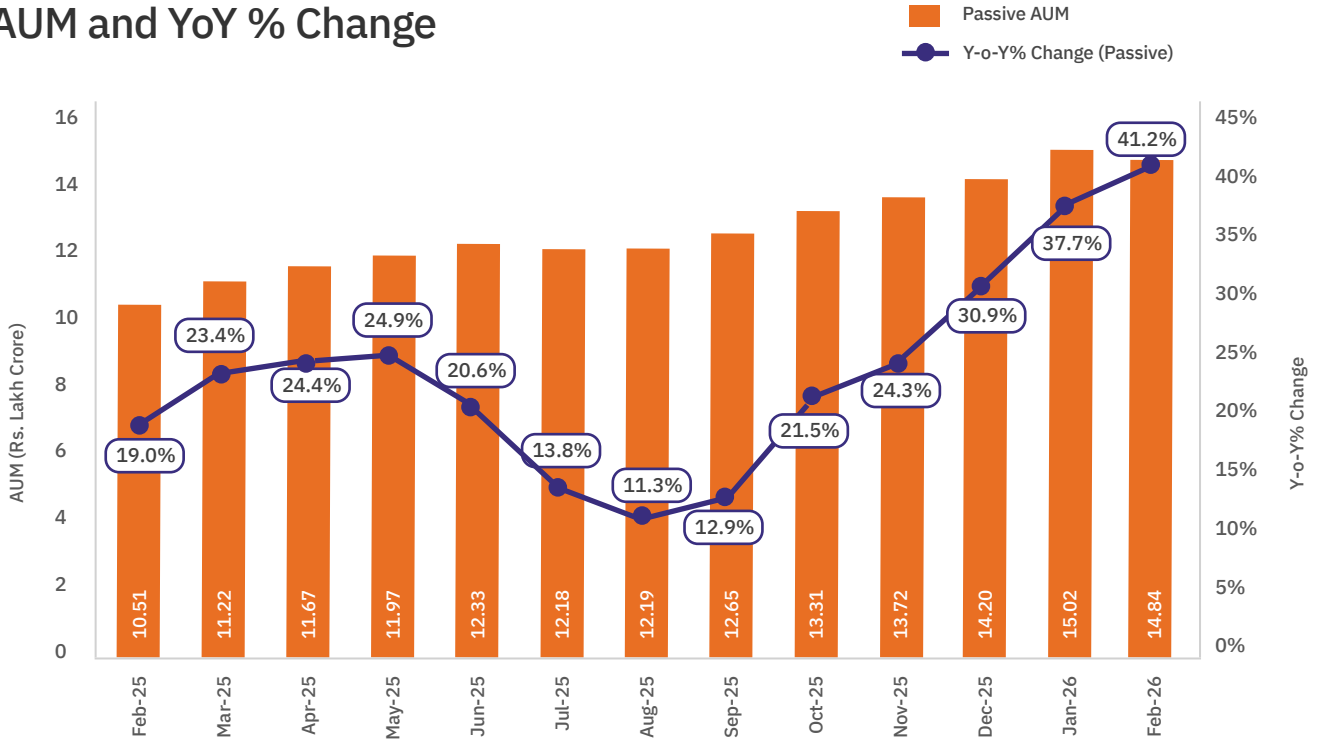


### Number of Folios (Crore)

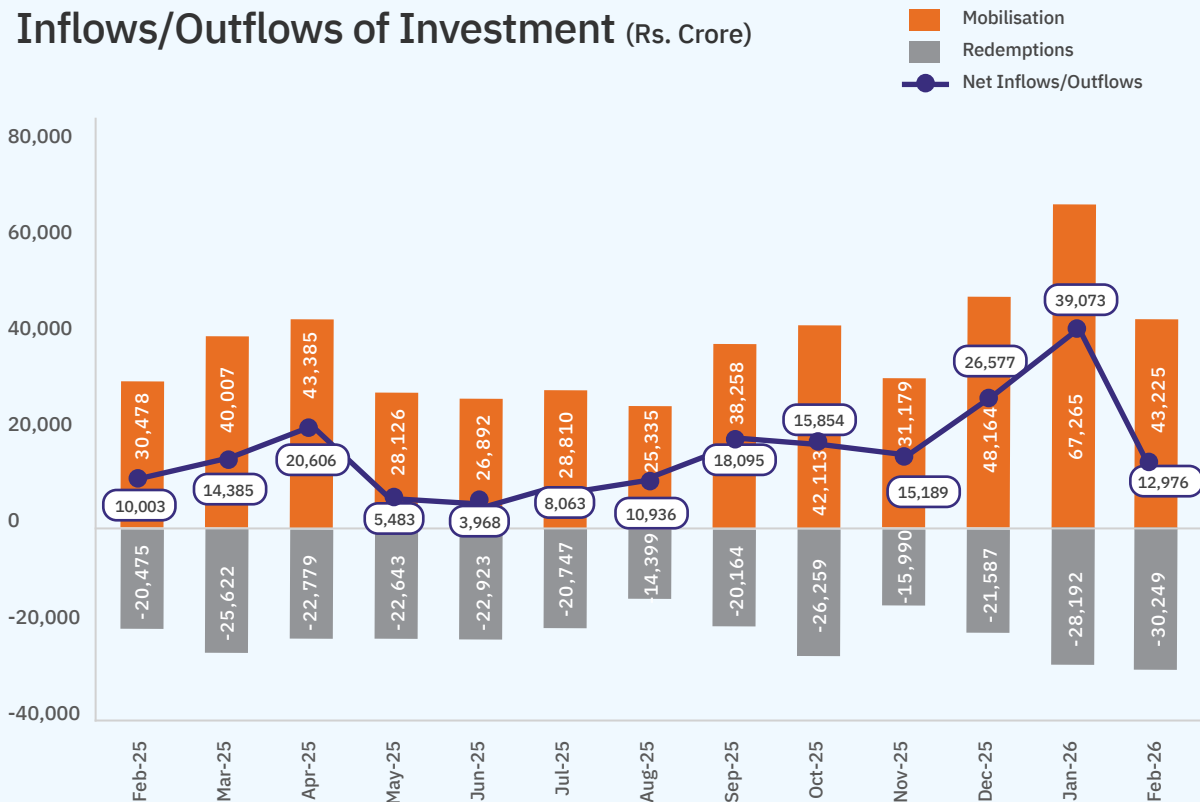


# Passive Funds Monthly Trend

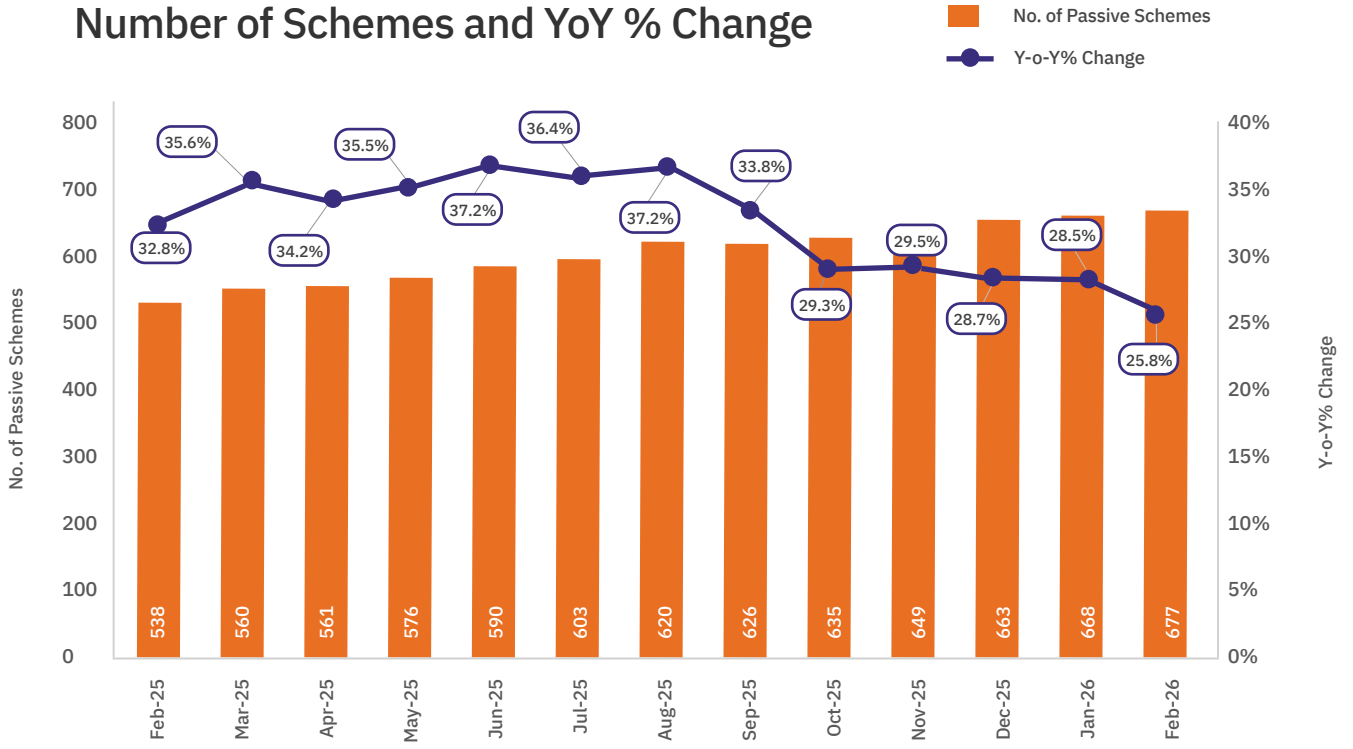
## AUM and YoY % Change



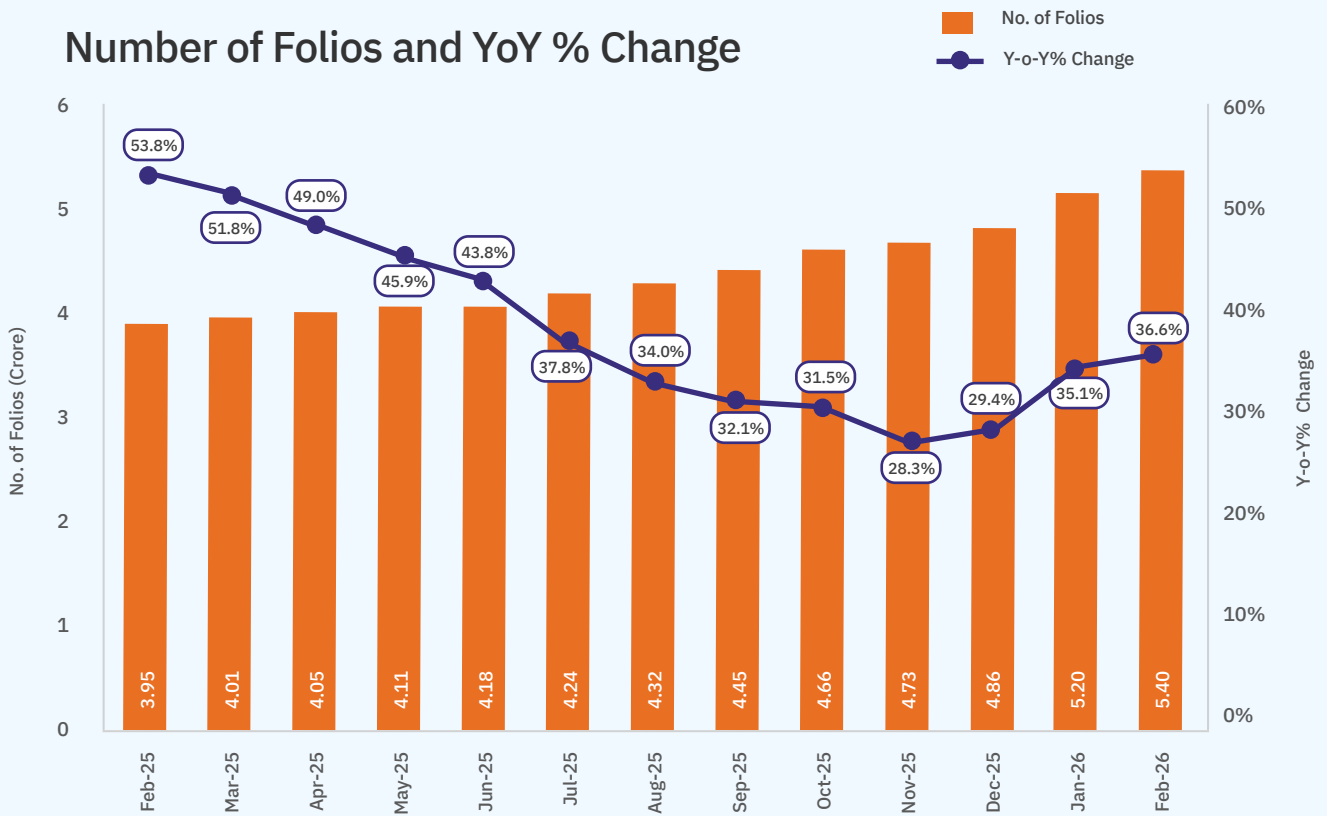
## Inflows/Outflows of Investment (Rs. Crore)



## Number of Schemes and YoY % Change



## Number of Folios and YoY % Change

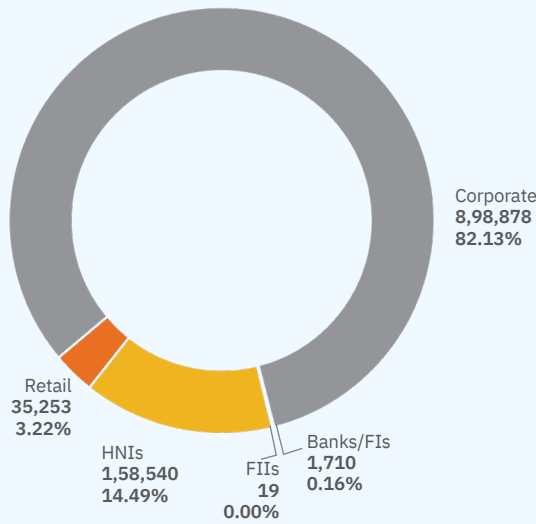


# Holding Pattern of Passive Funds

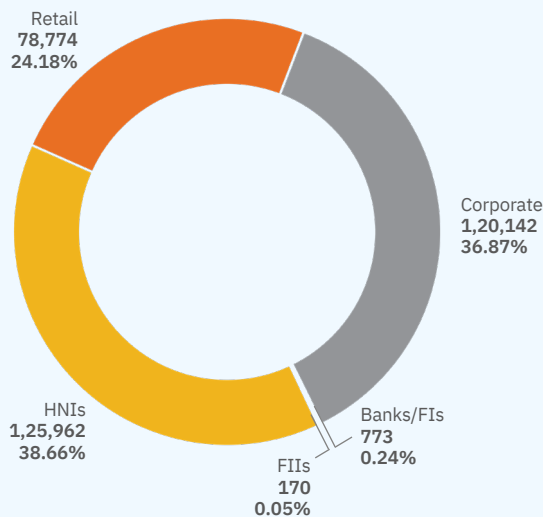
(AS OF DEC 2025)

AUM (Rs.Crore)

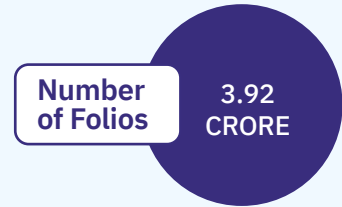
## ETFs



## INDEX FUNDS

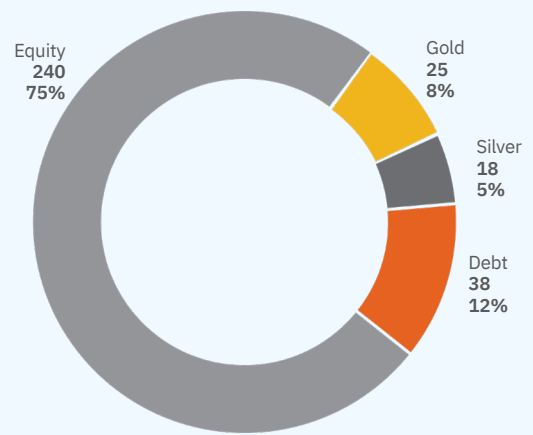
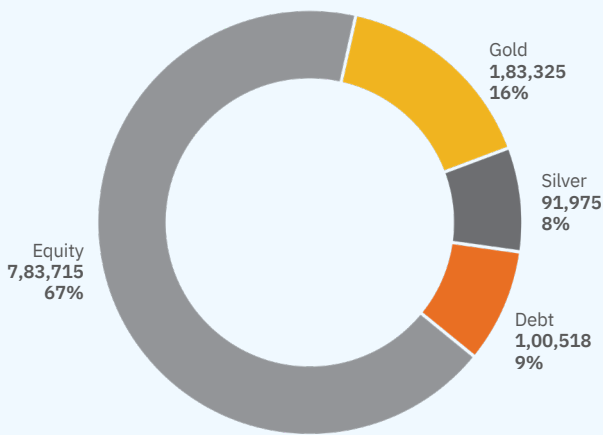


# ETFs Snapshot



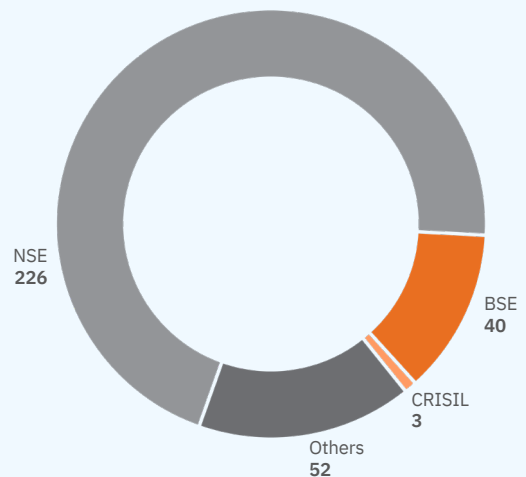
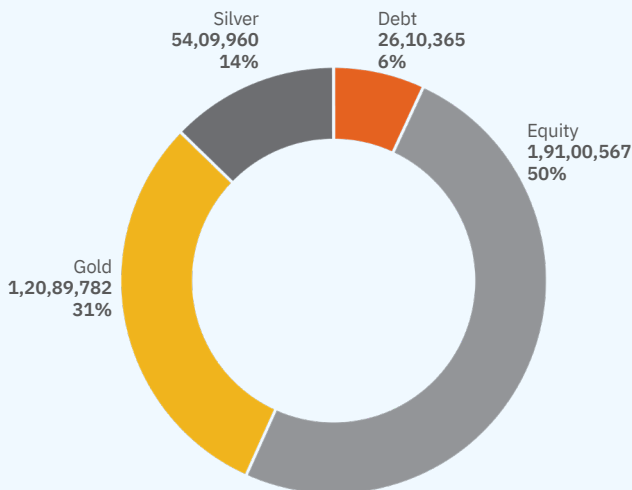
**Composition of AUM (Rs.Crore)**

**Composition of Schemes (Count)**



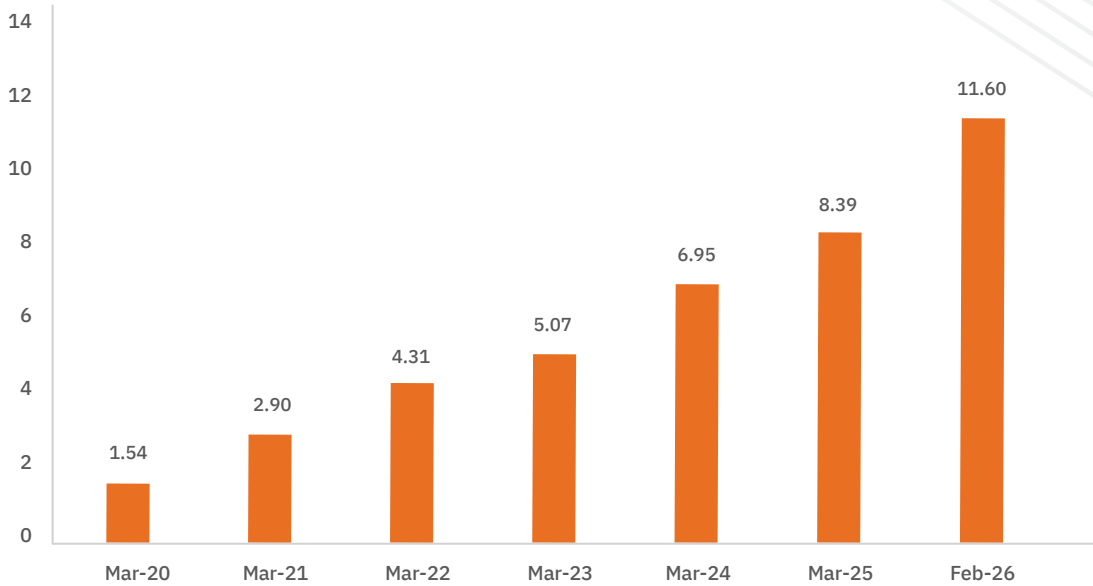
**Composition of No. of Folios**

**No. of Schemes Tracking Indices**

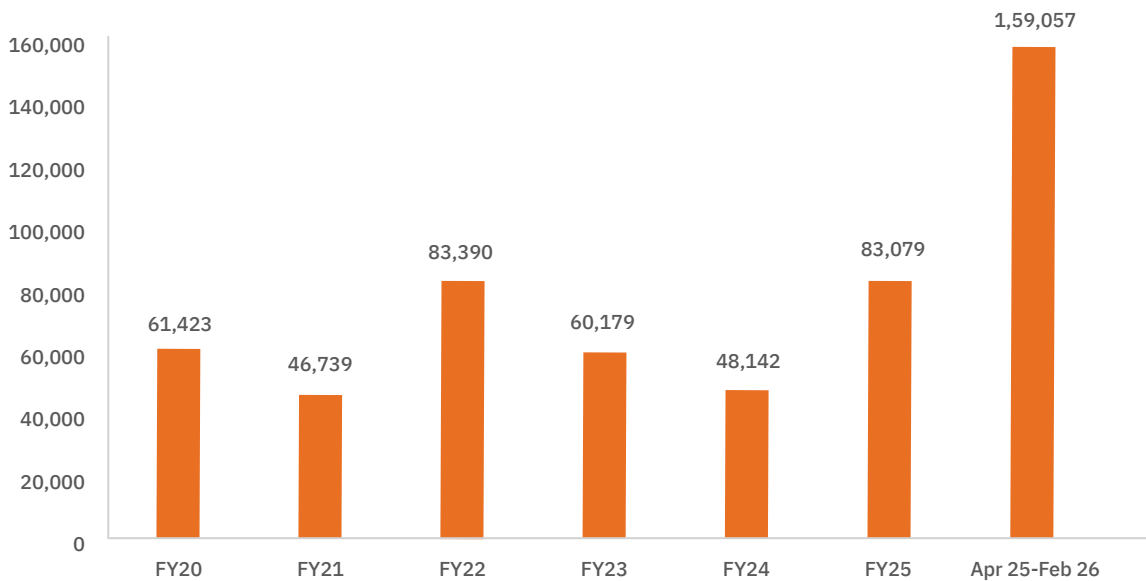


# ETFs Annual Trend

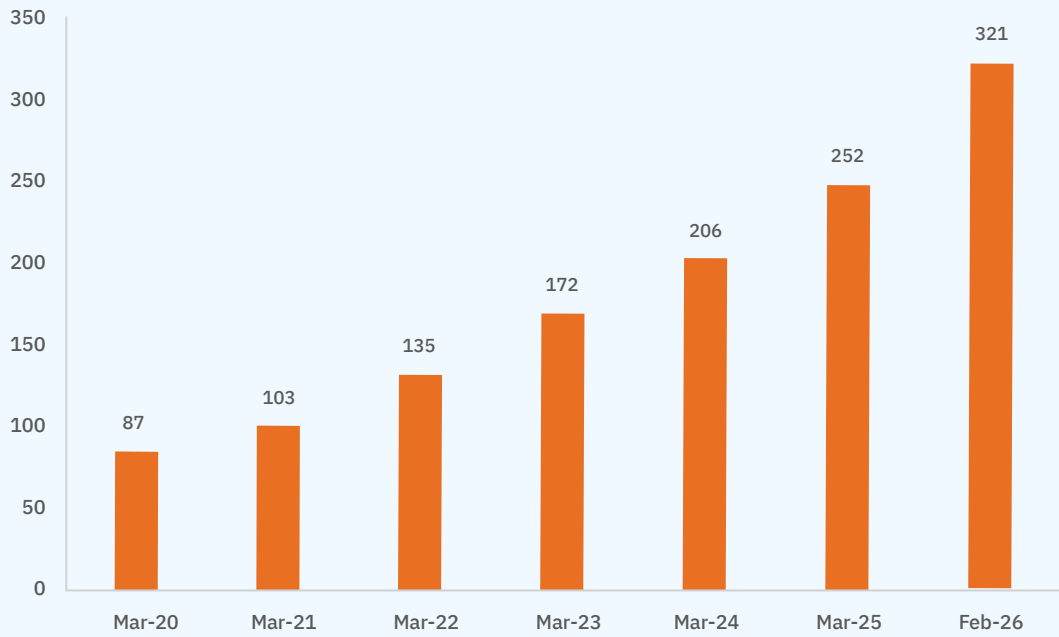
ETFs: AUM (Rs. Lakh Crore)



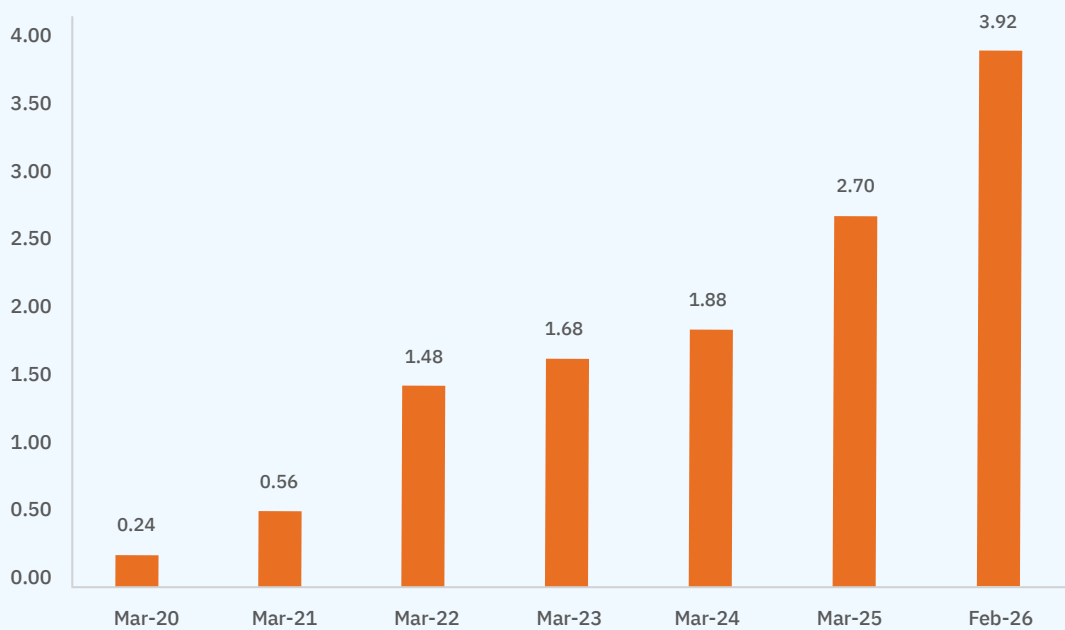
Net Inflows/Outflows of Investment (Rs. Crore)



## ETFs: Number of Schemes (Numbers)



## ETFs: Number of Folios (Crore)

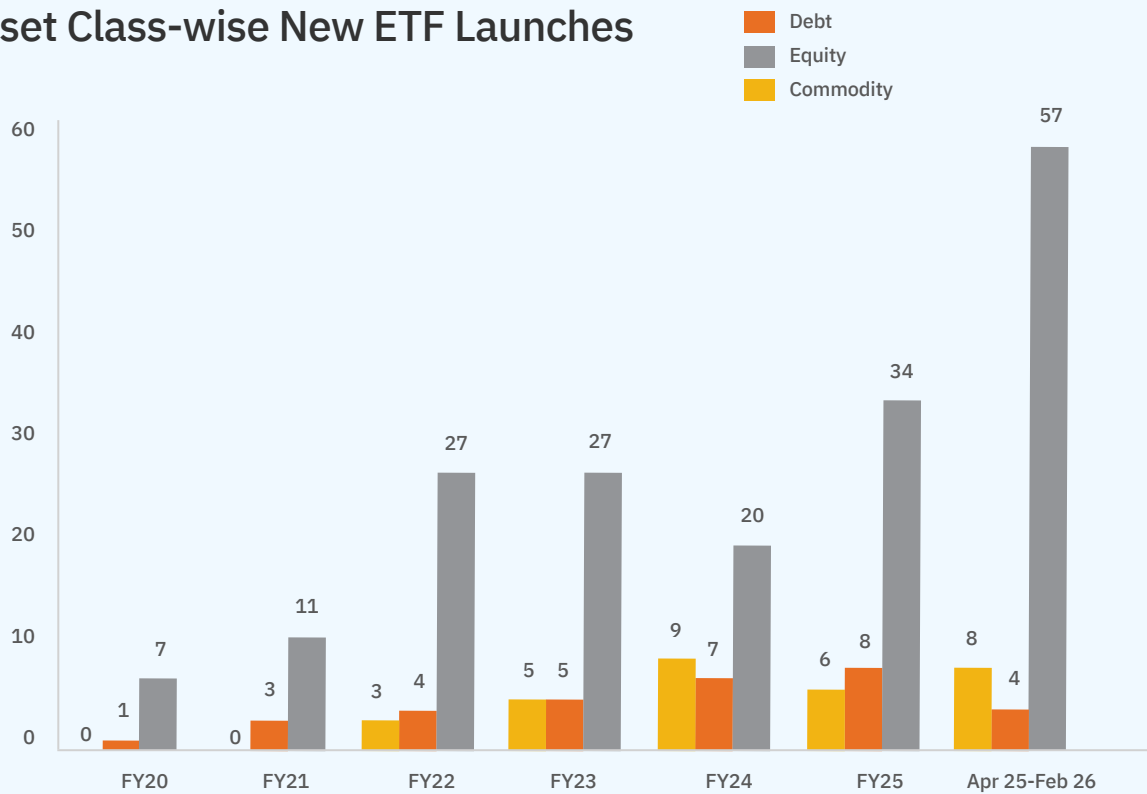




## New ETF Scheme Launches (Numbers)

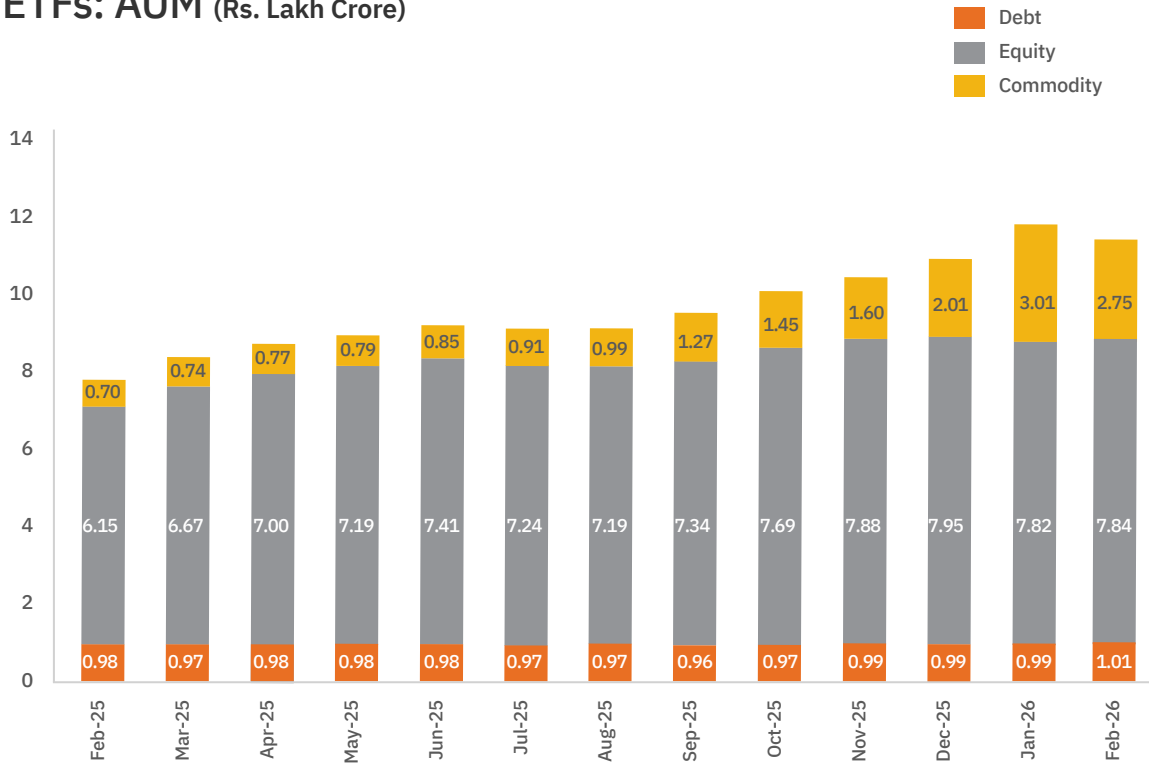


## Asset Class-wise New ETF Launches

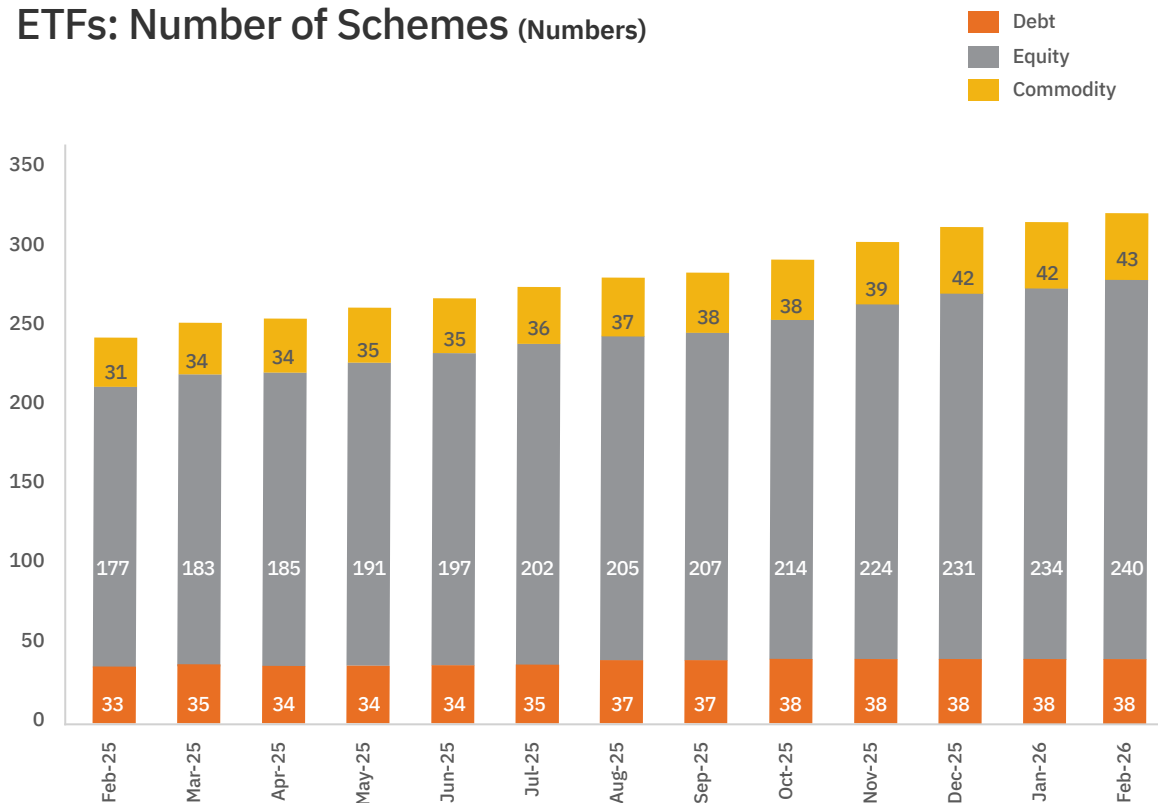


# ETFs Monthly Trend

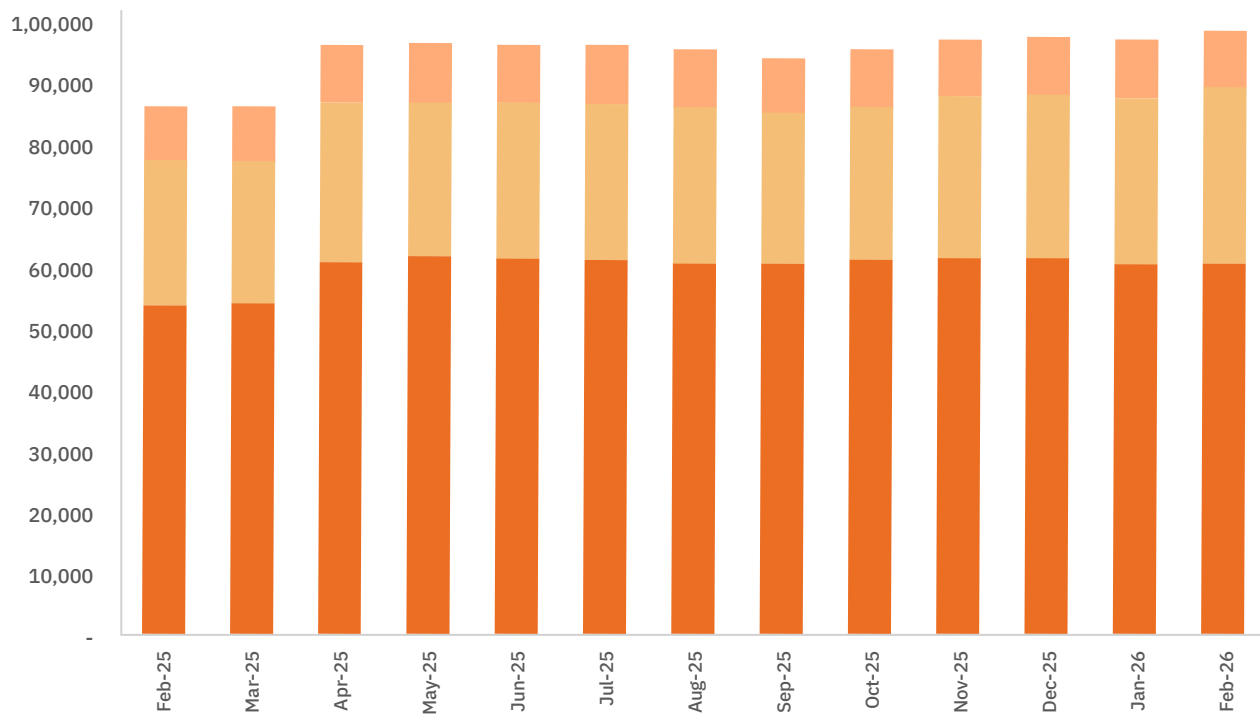
ETFs: AUM (Rs. Lakh Crore)



ETFs: Number of Schemes (Numbers)

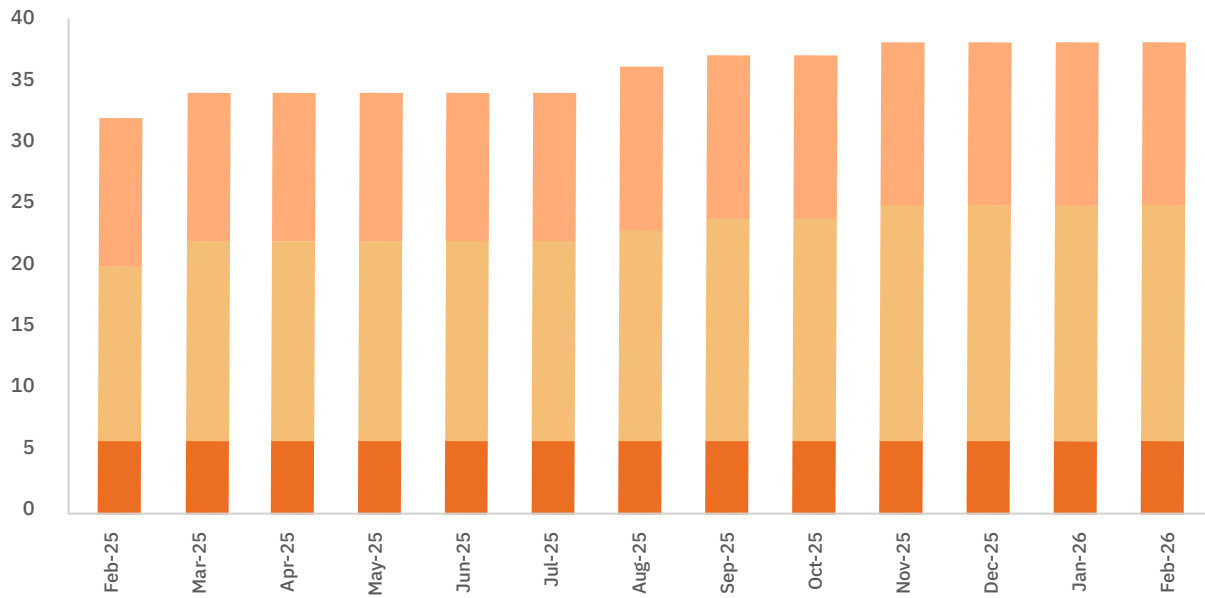


## ETFs – Debt: AUM (Rs. Crore)



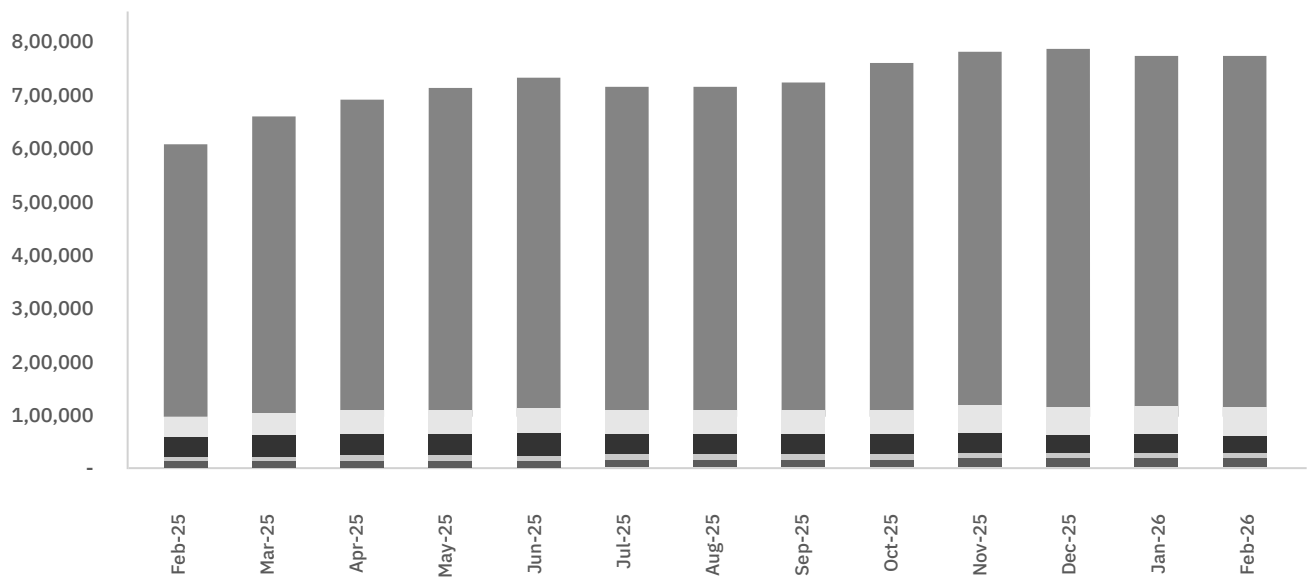
Index Type	Feb-25	Mar-25	Apr-25	May-25	Jun-25	Jul-25	Aug-25	Sep-25	Oct-25	Nov-25	Dec-25	Jan-26	Feb-26
G-Sec Maturity Based	9,061	9,179	9,604	9,803	9,545	9,504	9,561	9,397	9,442	9,504	9,527	9,616	9,700
Money Market	24,068	23,586	26,323	25,539	25,901	25,938	26,008	24,886	25,508	27,128	27,630	27,684	29,322
Target Maturity	54,438	54,842	61,835	62,662	62,325	61,957	61,463	61,487	62,058	62,219	61,850	61,261	61,516

## ETFs – Debt: Number of Schemes (Numbers)



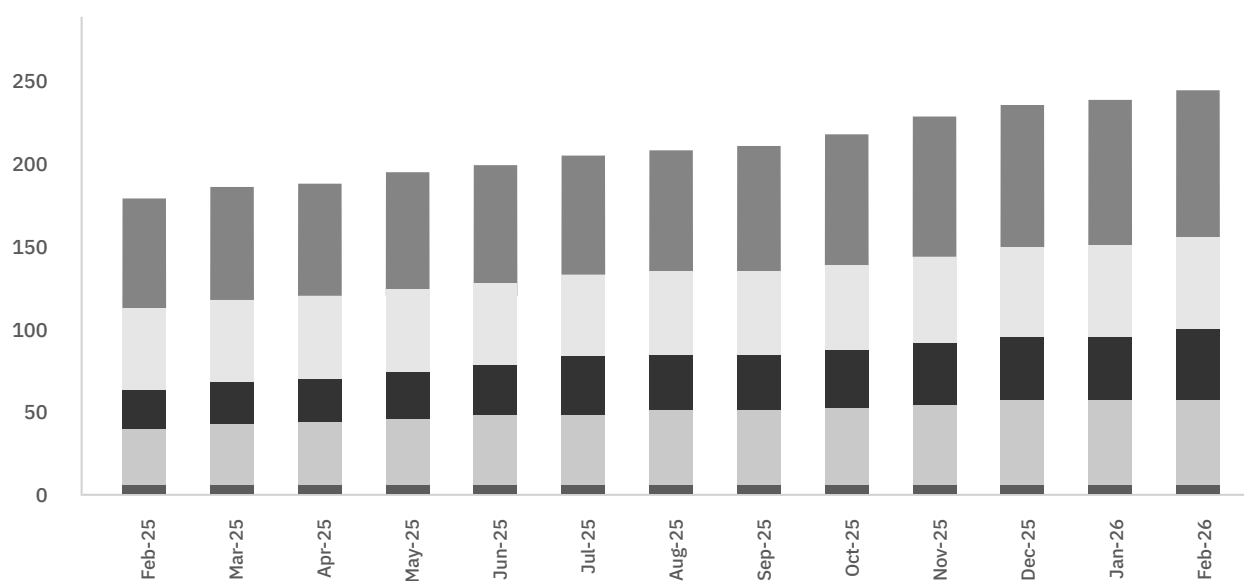
Index Type	Feb-25	Mar-25	Apr-25	May-25	Jun-25	Jul-25	Aug-25	Sep-25	Oct-25	Nov-25	Dec-25	Jan-26	Feb-26
G-Sec Maturity Based	12	12	12	12	12	12	13	13	13	13	13	13	13
Money Market	14	16	16	16	16	17	18	18	19	19	19	19	19
Target Maturity	6	6	6	6	6	6	6	6	6	6	6	6	6

## ETFs – Equity: AUM (Rs. Crore)



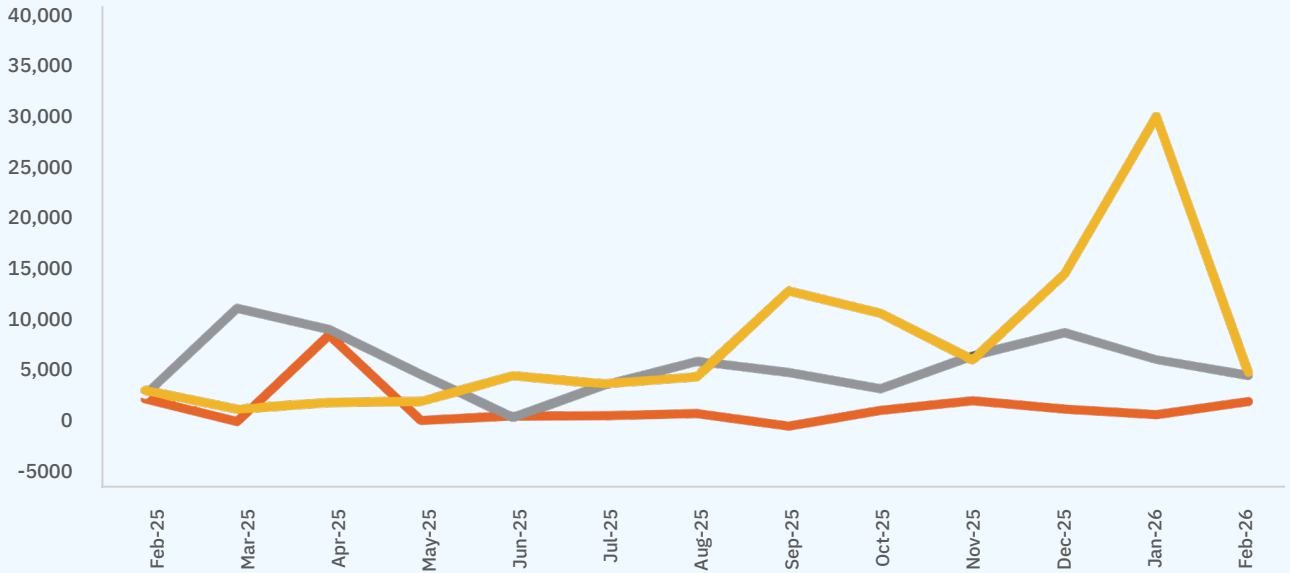
Index Type	Feb-25	Mar-25	Apr-25	May-25	Jun-25	Jul-25	Aug-25	Sep-25	Oct-25	Nov-25	Dec-25	Jan-26	Feb-26
Broad Market	5,17,582	5,60,948	5,89,375	6,06,417	6,26,373	6,13,254	6,09,751	6,20,519	6,53,589	6,71,086	6,77,357	6,64,159	6,66,402
Sectoral	39,738	43,223	46,811	47,359	48,764	47,019	45,993	47,199	50,457	53,750	54,046	54,195	56,292
Thematic	34,771	39,718	39,739	39,789	39,261	36,620	35,577	36,080	34,891	33,491	33,546	33,633	31,349
Strategy	9,269	10,517	11,252	11,566	11,970	11,719	11,755	11,782	12,383	12,498	12,551	12,352	12,672
Global	13,898	12,484	12,700	13,977	14,870	15,583	15,843	16,906	17,552	19,267	17,236	17,737	16,995

## ETFs – Equity: Number of Schemes (Numbers)



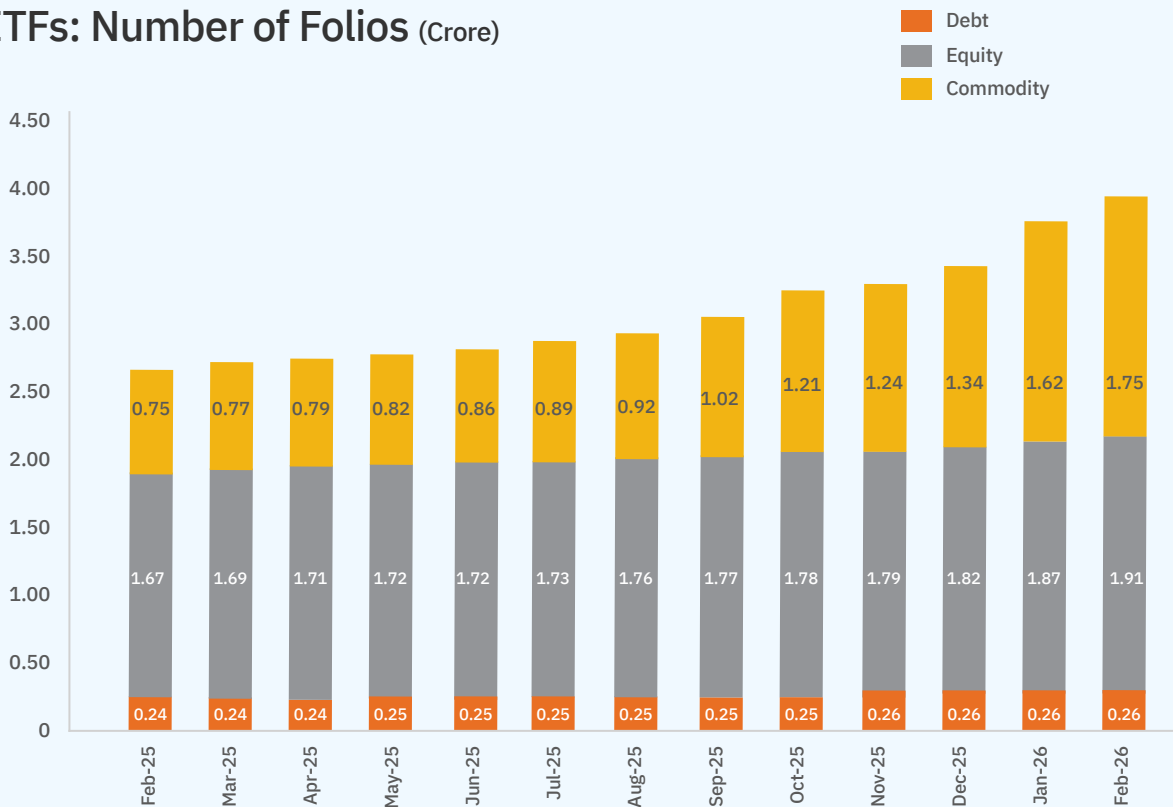
Index Type	Feb-25	Mar-25	Apr-25	May-25	Jun-25	Jul-25	Aug-25	Sep-25	Oct-25	Nov-25	Dec-25	Jan-26	Feb-26
Broad Market	65	67	67	69	70	71	72	74	77	82	84	86	87
Sectoral	49	49	49	49	49	49	50	50	51	52	53	54	55
Thematic	22	24	25	27	29	31	32	32	33	35	37	37	41
Strategy	34	37	38	40	42	45	45	45	47	49	51	51	51
Global	6	6	6	6	6	6	6	6	6	6	6	6	6

## ETFs: Net Inflows/Outflows of Investment (Rs. Crore)

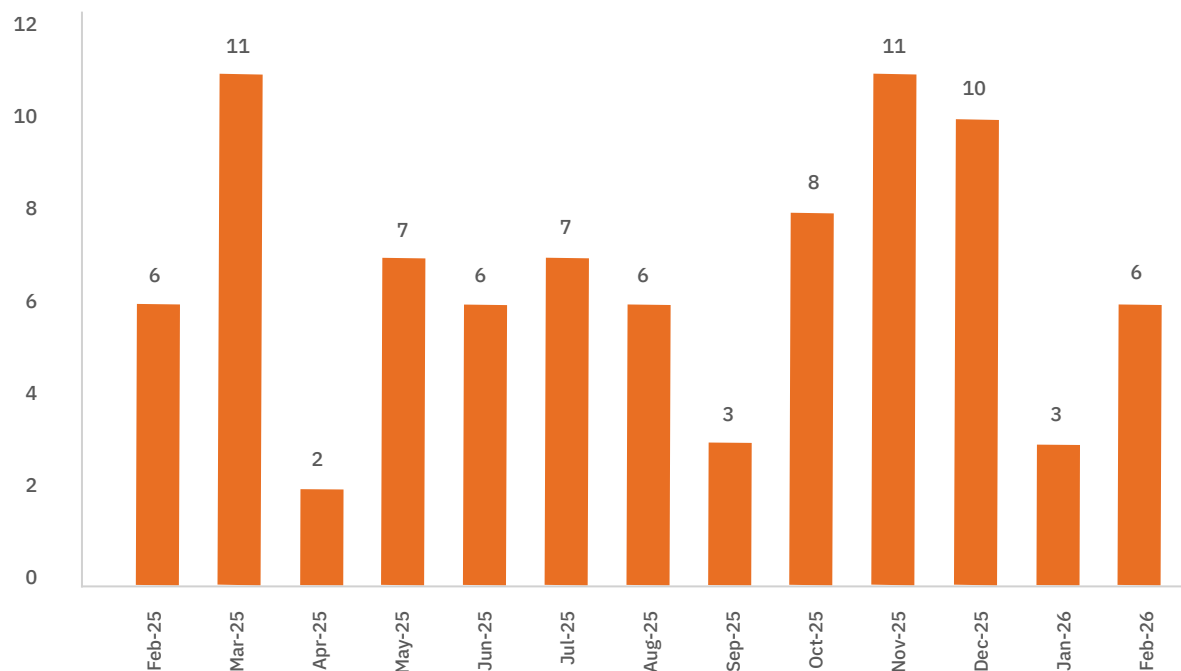


	Feb-25	Mar-25	Apr-25	May-25	Jun-25	Jul-25	Aug-25	Sep-25	Oct-25	Nov-25	Dec-25	Jan-26	Feb-26
Debt	1,463	-1,116	8,680	-994	-499	-465	-213	-1,657	170	1,242	256	-343	1,173
Equity	1,944	11,720	9,311	4,227	-661	3,037	5,697	4,466	2,599	6,325	8,981	5,885	4,141
Commodity	2,419	280	1,060	1,146	4,085	3,160	3,949	13,705	11,156	5,896	15,609	33,503	4,429

## ETFs: Number of Folios (Crore)



## New ETF Scheme Launches Trend (Numbers)



## New ETFs Launched in February 2026

Scheme Name	Scheme Type	AUM (Rs. Crore)
Aditya Birla Sun Life BSE Top 10 Banks ETF	ETFs - Equity	47.89
Aditya Birla Sun Life MSCI India ETF	ETFs - Equity	12.18
Groww Nifty PSE ETF	ETFs - Equity	17.58
Mirae Asset BSE India Defence ETF	ETFs - Equity	33.79
Mirae Asset Nifty 500 Healthcare ETF	ETFs - Equity	7.29
Mirae Asset Nifty India Infrastructure & Logistics ETF	ETFs - Equity	7.53

# Top 5 AMCs offering ETF Schemes by AUM

AS OF FEB 2026

## Debt-Oriented ETFs

AMC Name	AUM (Rs.Crore)
Edelweiss Asset Management	55,563.66
Nippon Life India Asset Management Limited	19,357.05
Zerodha Asset Management Private Limited	8,851.91
SBI Funds Management Limited	3,395.98
ICICI Prudential Asset Management Company Limited	3,256.28

## Equity-Oriented ETFs

AMC Name	AUM (Rs.Crore)
SBI Funds Management Limited	3,44,162.11
Nippon Life India Asset Management Limited	1,36,458.33
UTI Asset Management Company Limited	1,28,999.98
ICICI Prudential Asset Management Company Limited	96,224.61
Mirae Asset Investment Managers (India) Private Limited	16,107.98

## Commodity-Oriented ETFs

AMC Name	AUM (Rs.Crore)
Nippon Life India Asset Management Limited	93,532.37
ICICI Prudential Asset Management Company Limited	42,789.92
HDFC Asset Management	32,955.83
SBI Funds Management Limited	31,514.68
Kotak Mahindra Asset Management	19,722.70

# Top 5 ETF Schemes by Index Type

AS OF FEB 2026

## Debt-Oriented ETFs

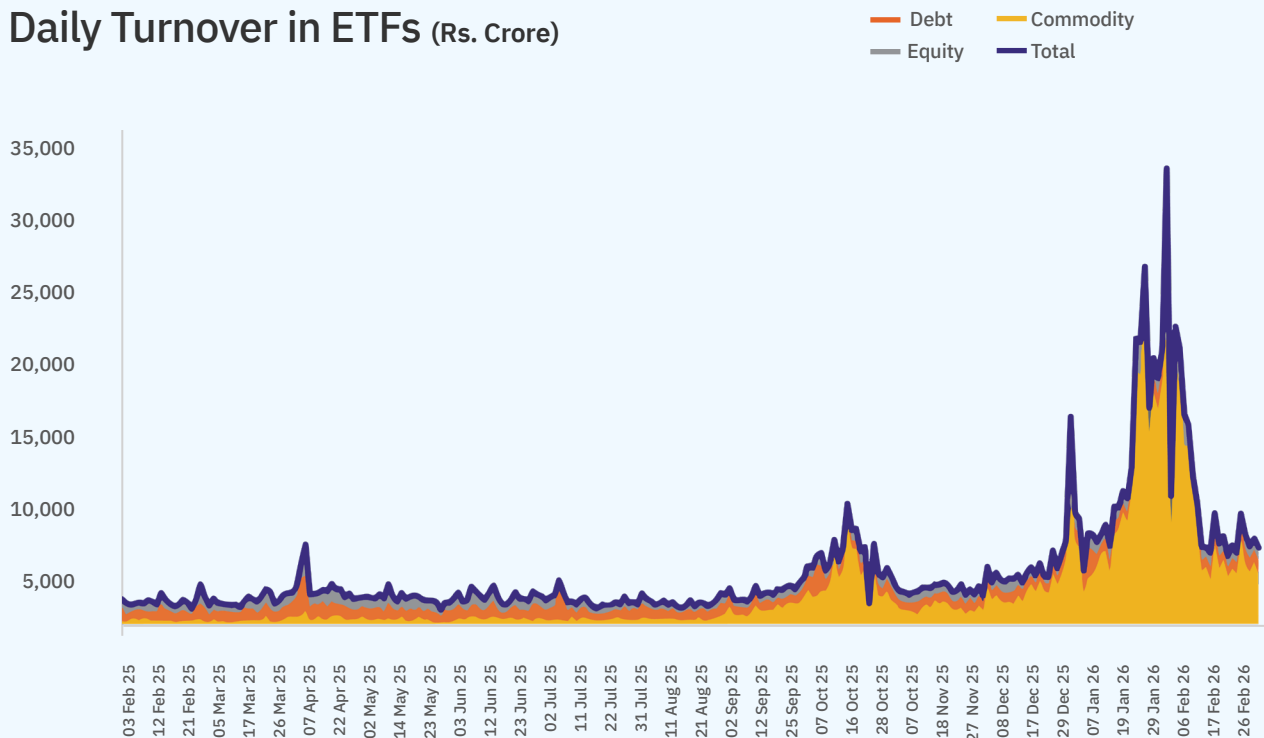
Scheme Name	AUM (Rs. Crore)
<b>G-Sec Maturity Based</b>	
SBI Nifty 10 yr Benchmark G-Sec ETF	3,268.25
Nippon India ETF Nifty 8-13 yr G-Sec Long-Term Gilt	2,639.19
LIC MF Nifty 8-13 yr G-Sec ETF	2,307.92
ICICI Prudential Nifty 10 yr Benchmark G-Sec ETF	737.27
Nippon India ETF Nifty 5 yr Benchmark G-Sec	247.24
<b>Money Market</b>	
Nippon India ETF Nifty 1D Rate Liquid Bees	11,417.23
Zerodha Nifty 1D Rate Liquid ETF	8,749.20
DSP BSE Liquid Rate ETF	1,921.22
ICICI Prudential BSE Liquid Rate ETF-IDCW	1,609.39
Kotak Nifty 1D Rate Liquid ETF	1,557.76
<b>Target Maturity</b>	
Bharat Bond ETF - April 2030	25,109.46
Bharat Bond ETF- April 2031	13,334.55
Bharat Bond ETF - April 2032	10,745.12
Bharat Bond ETF - April 2033	6,338.03
Nippon India ETF Nifty SDL Apr 2026 Top 20 Equal Weight	4,948.52

## Equity-Oriented ETFs

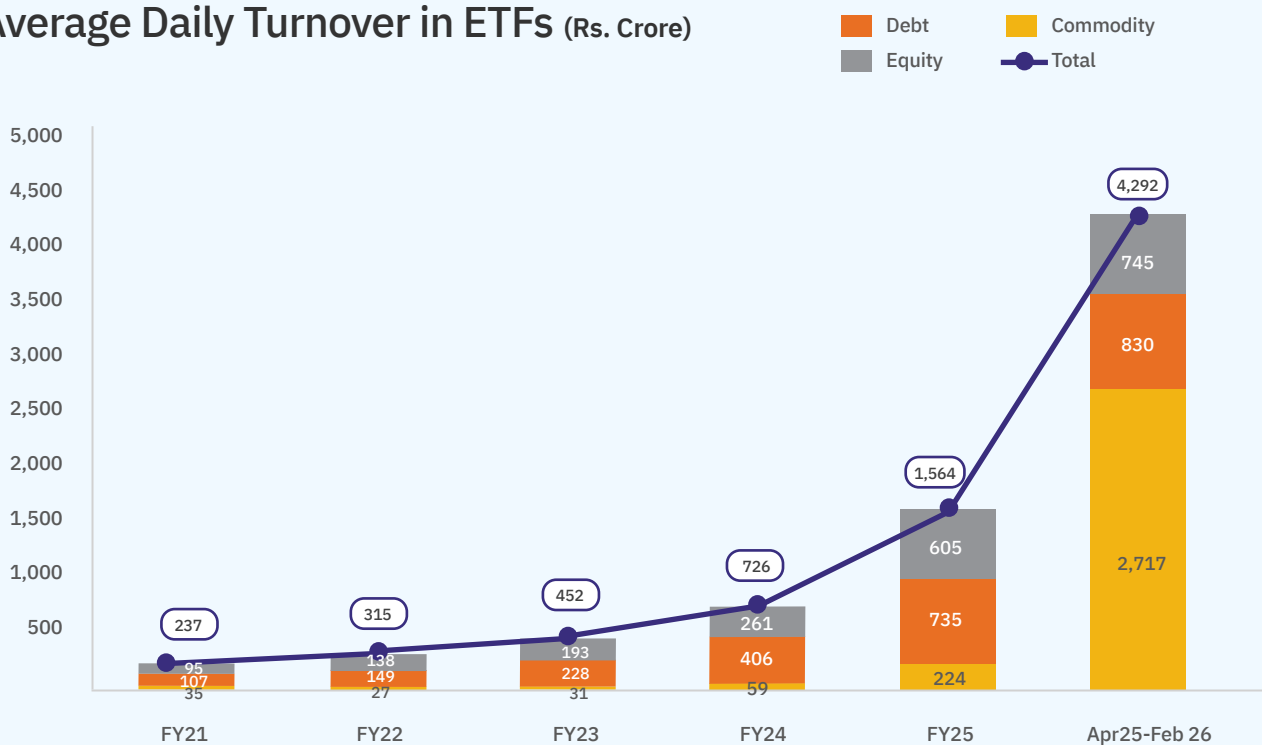
Scheme Name	AUM (Rs. Crore)
<b>Broad Market</b>	
SBI Nifty 50 ETF	2,13,394.34
SBI BSE SENSEX ETF	1,21,592.96
UTI Nifty 50 ETF	69,057.50
Nippon India ETF Nifty 50 Bees	57,632.90
UTI BSE Sensex ETF	53,583.43
<b>Sectoral</b>	
Nippon India ETF Nifty Bank Bees	7,978.89
Kotak Nifty Bank ETF	6,523.61
Nippon India ETF Nifty PSU Bank Bees	4,634.94
SBI Nifty Bank ETF	4,035.91
UTI Nifty Bank ETF	4,033.78
<b>Thematic</b>	
CPSE ETF	25,287.80
SBI BSE PSU Bank ETF	1,585.22
Motilal Oswal Nifty India Defence ETF	1,268.59
ICICI Prudential Nifty Infrastructure ETF	400.16
Groww Nifty India Defence ETF	275.68
<b>Strategy</b>	
ICICI Prudential Nifty 100 Low Volatility 30 ETF	3,707.23
ICICI Prudential Nifty Alpha Low - Volatility 30 ETF	1,578.99
DSP Nifty 50 Equal Weight ETF	1,165.43
DSP Nifty Top 10 Equal Weight ETF	840.37
Mirae Asset Nifty Smallcap 250 Momentum Quality 100 ETF	801.90
<b>Global</b>	
Motilal Oswal NASDAQ 100 ETF	11,230.23
Mirae Asset NYSE FANG + ETF	3,193.99
Nippon India ETF Hang Seng Bees	1,067.27
Mirae Asset S&P 500 Top 50 ETF	981.23
Mirae Asset Hang Seng Tech ETF	387.00

# ETFs Turnover

## Daily Turnover in ETFs (Rs. Crore)



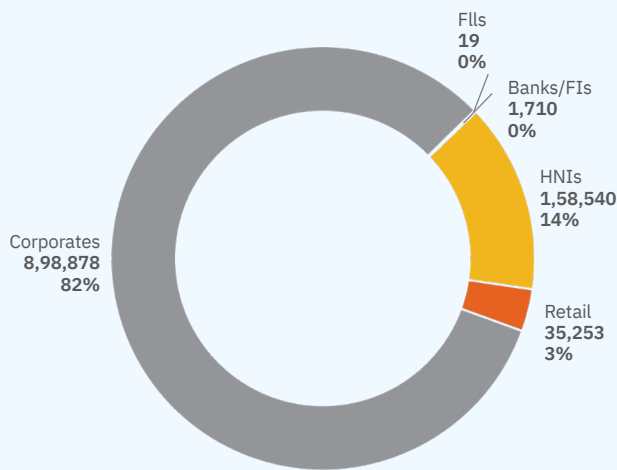
## Average Daily Turnover in ETFs (Rs. Crore)



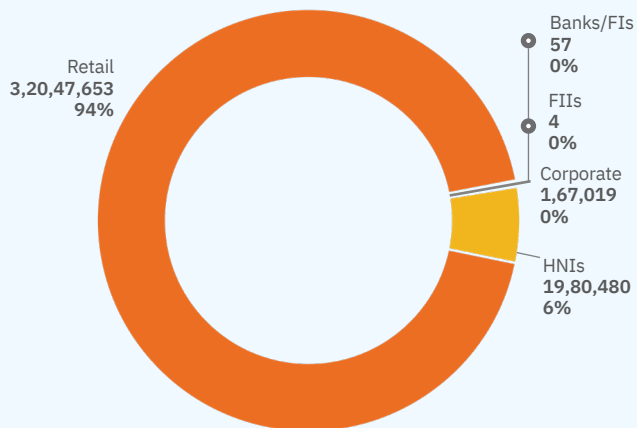
# Holding Pattern of ETFs

(AS OF DEC 2025)

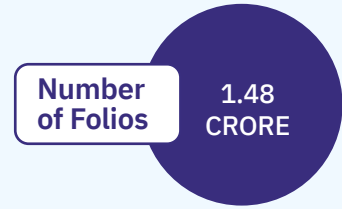
## AUM (Rs. Crore)



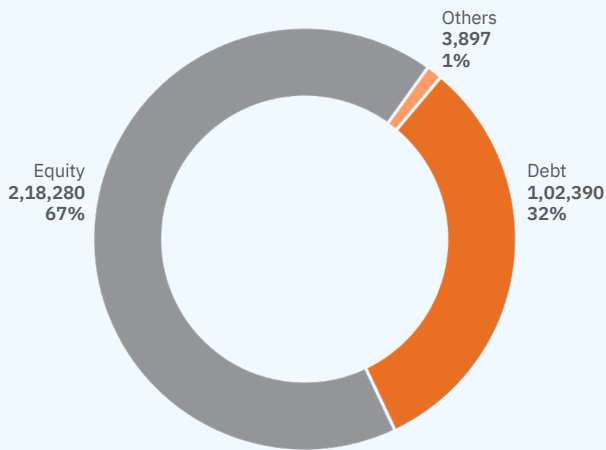
## Folios (Numbers)



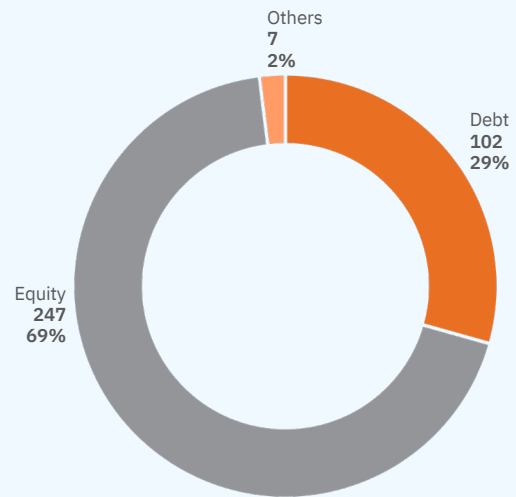
# Index Funds Snapshot



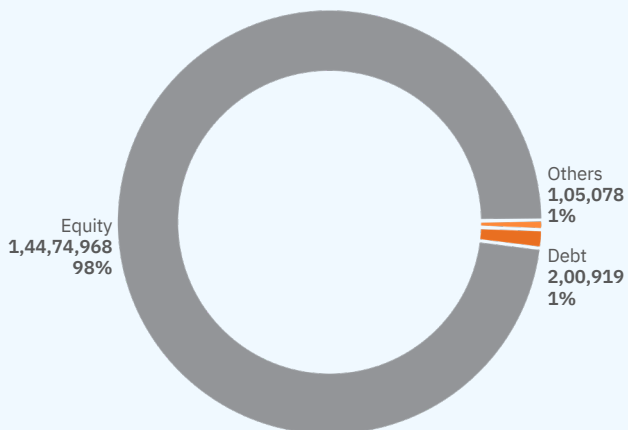
**Composition of AUM (Rs.Crore)**



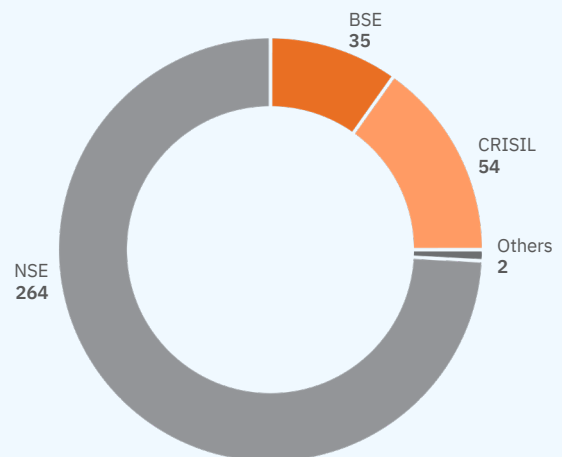
**Composition of Schemes (Count)**



**Composition of No. of Folios**

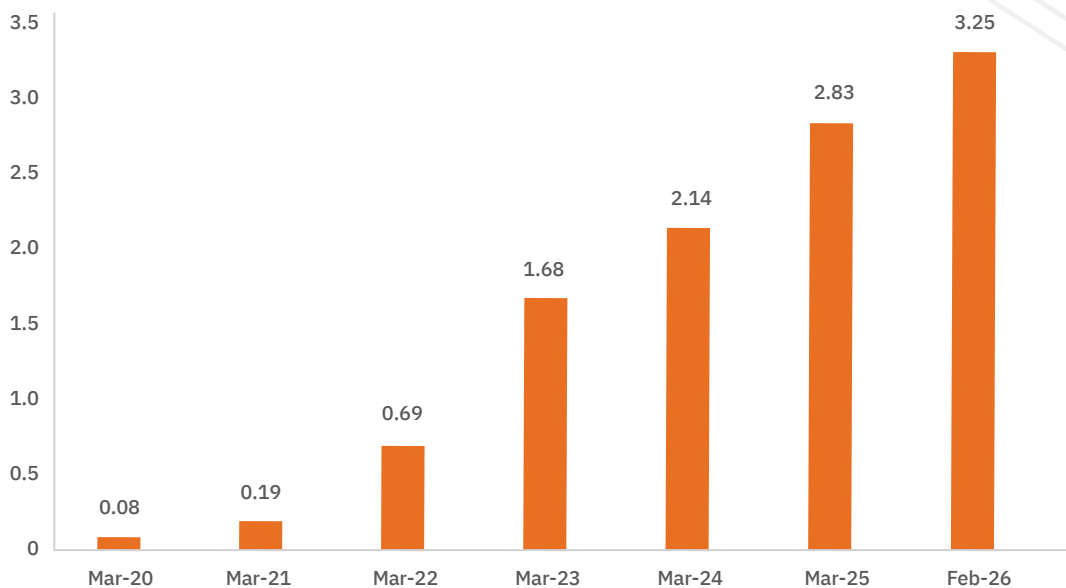


**No. of Schemes Tracking Indices**

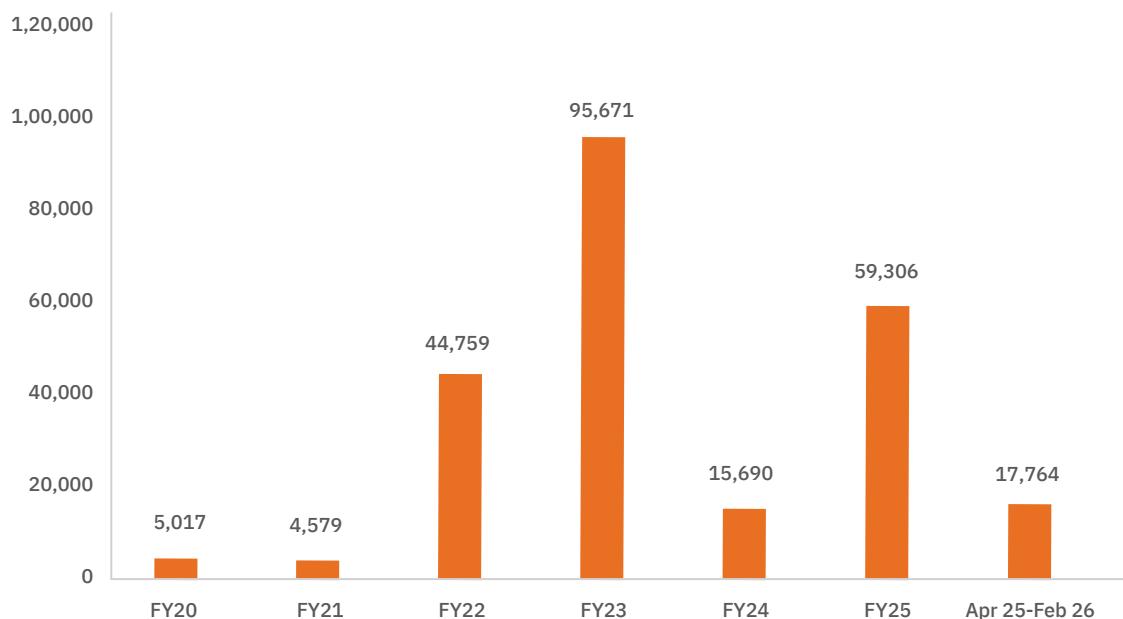


# Index Funds Annual Trend

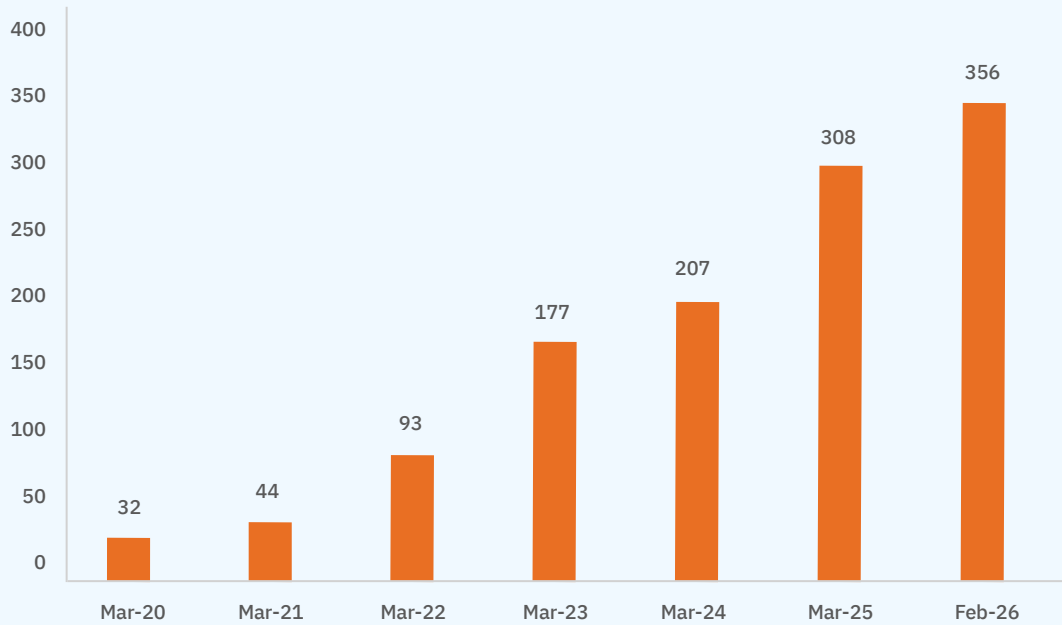
## Index Funds: AUM (Rs. Lakh Crore)



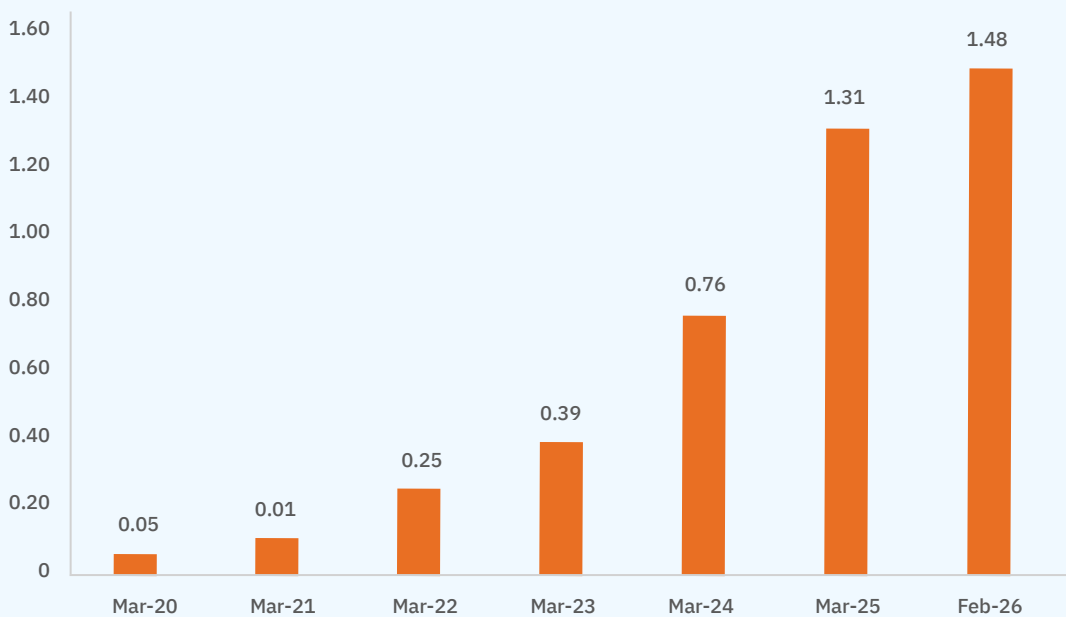
## Net Inflows/Outflows of Investment (Rs. Crore)



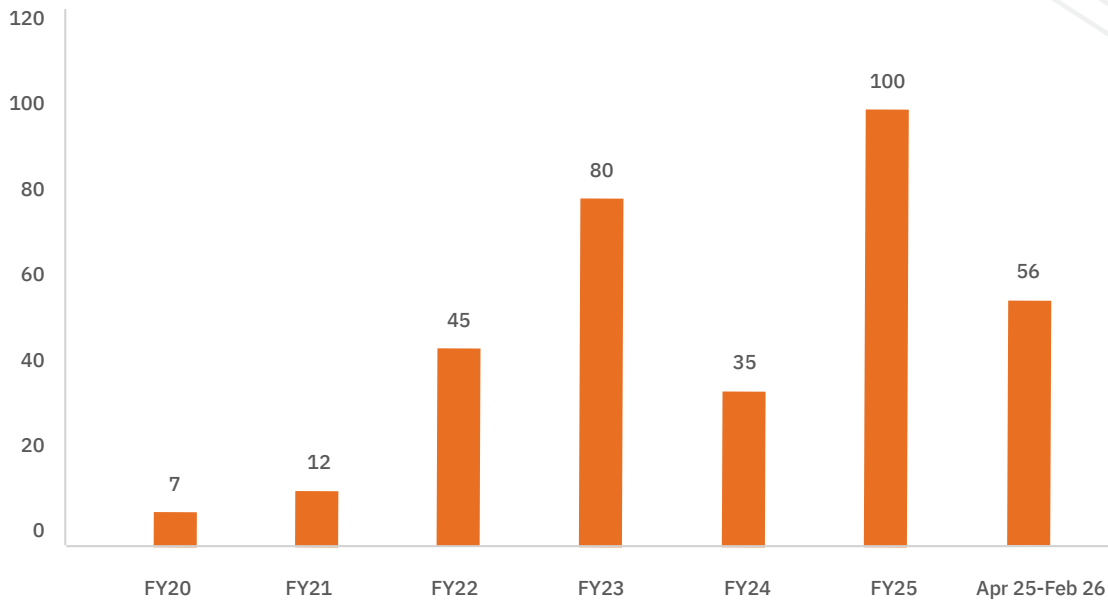
## Index Funds: Number of Schemes (Numbers)



## Index Funds: Number of Folios (Crore)

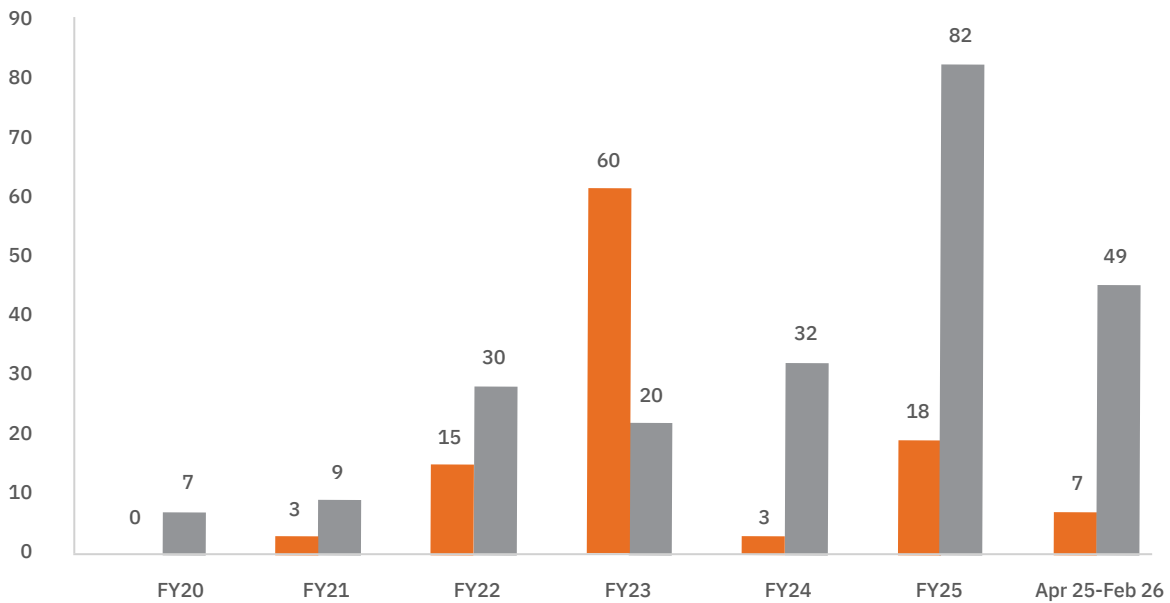


## New Index Fund Scheme Launches (Numbers)



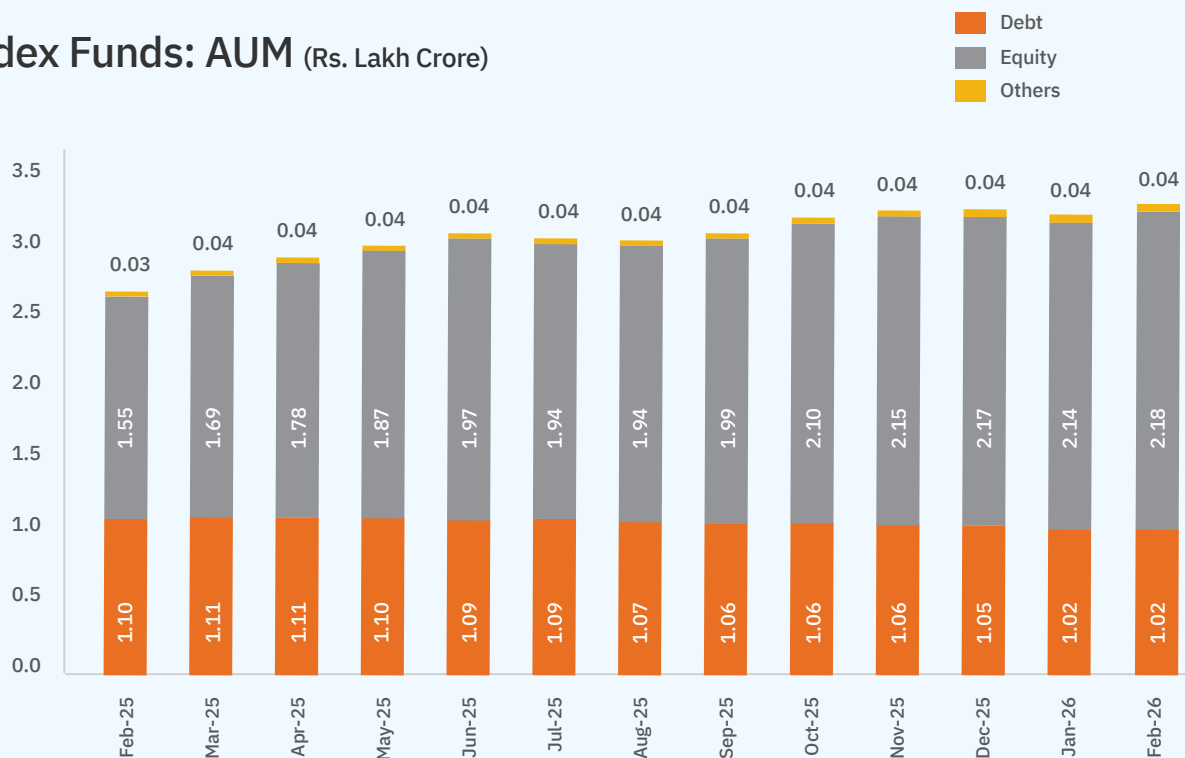
## Asset Class-wise New Index Fund Launches (Numbers)

■ Debt  
■ Equity

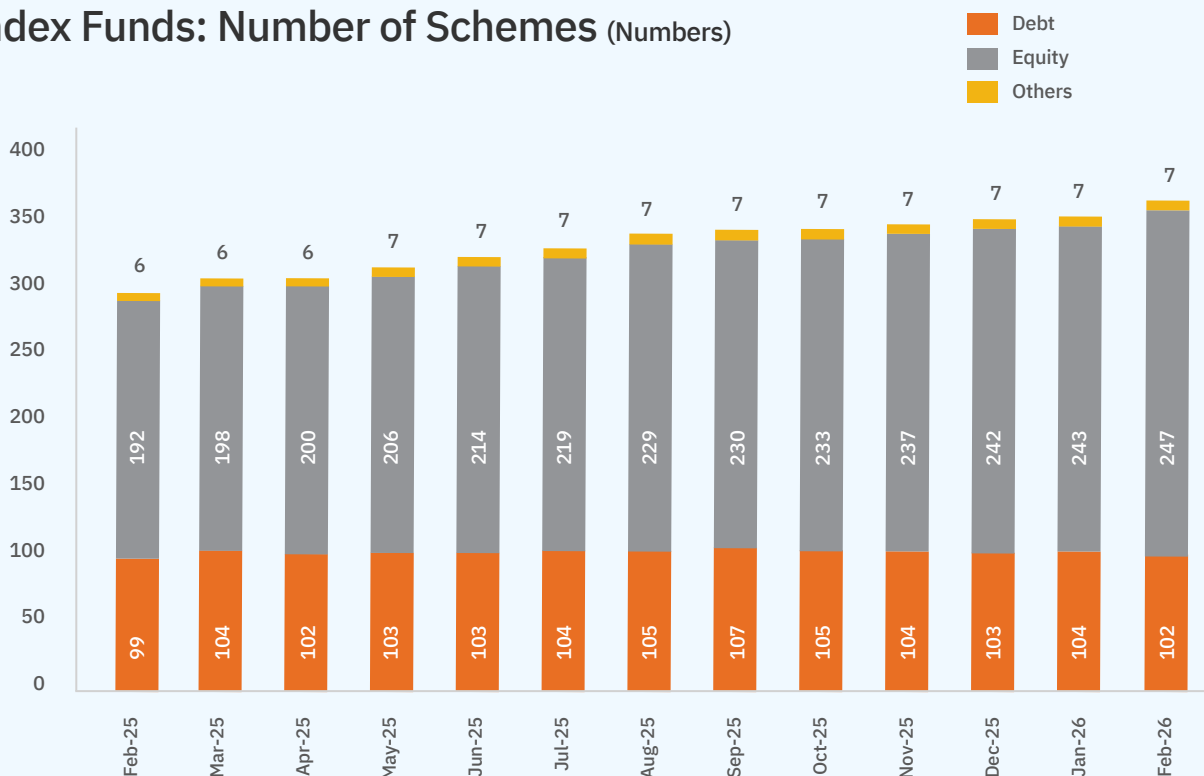


# Index Funds Monthly Trend

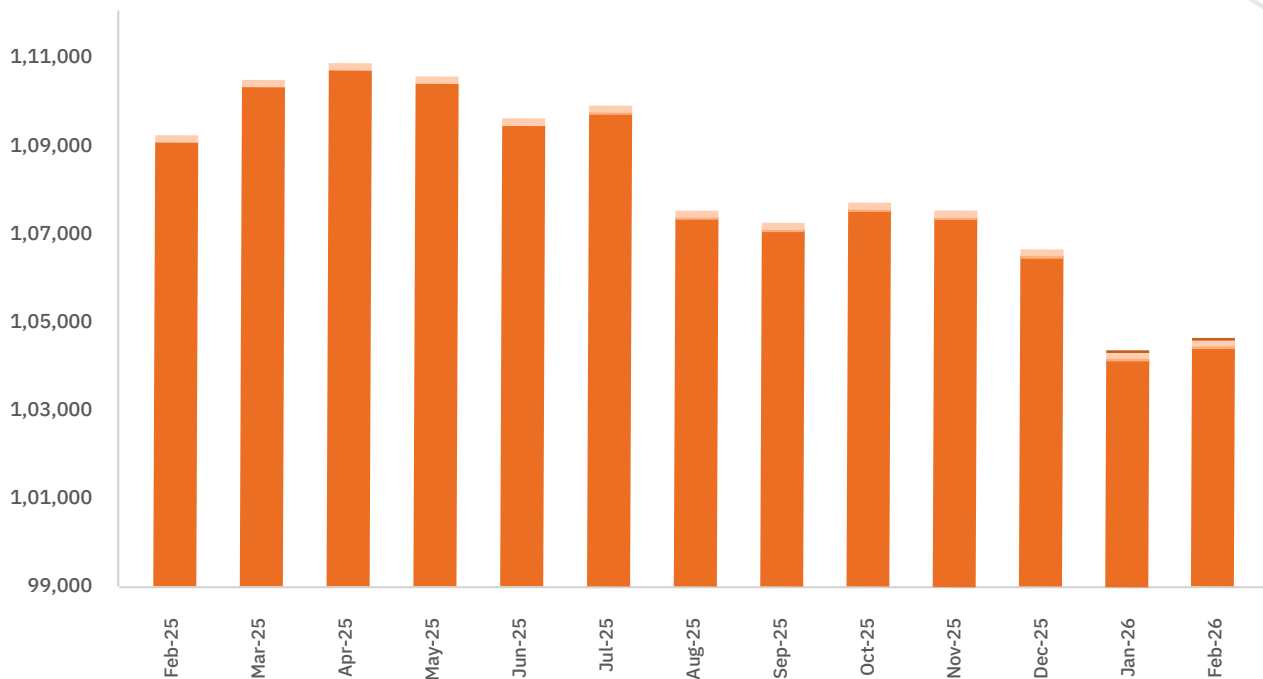
Index Funds: AUM (Rs. Lakh Crore)



Index Funds: Number of Schemes (Numbers)

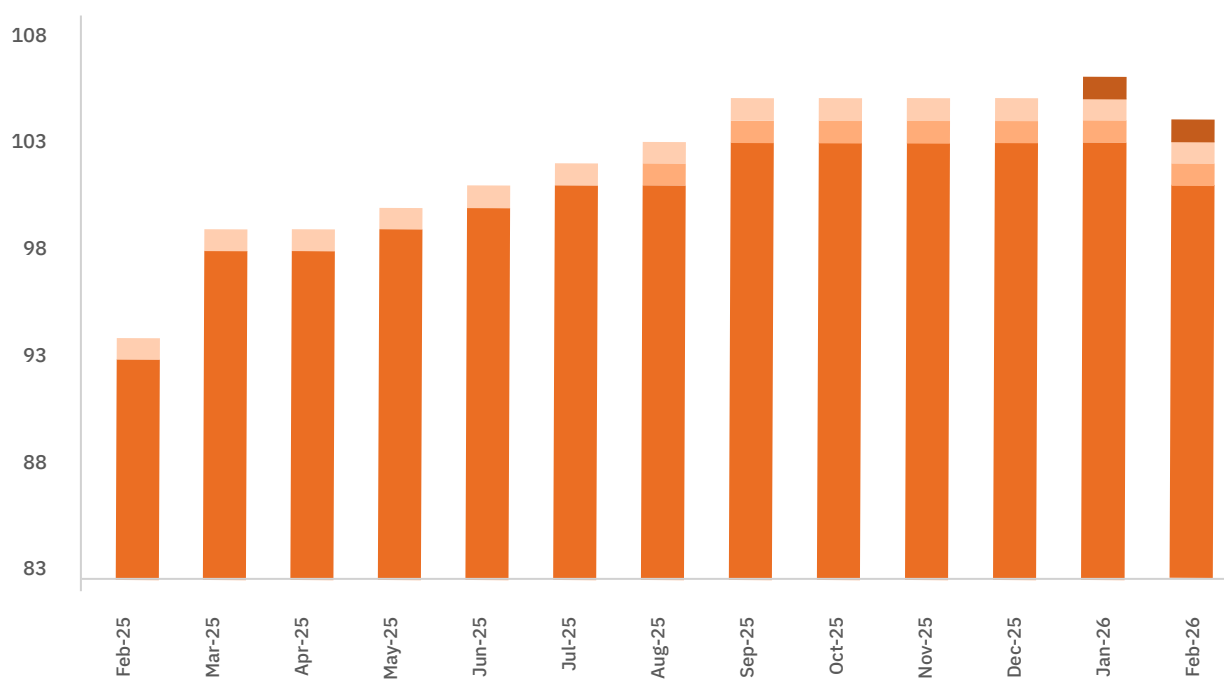


## Index Funds- Debt: AUM (Rs. Crore)



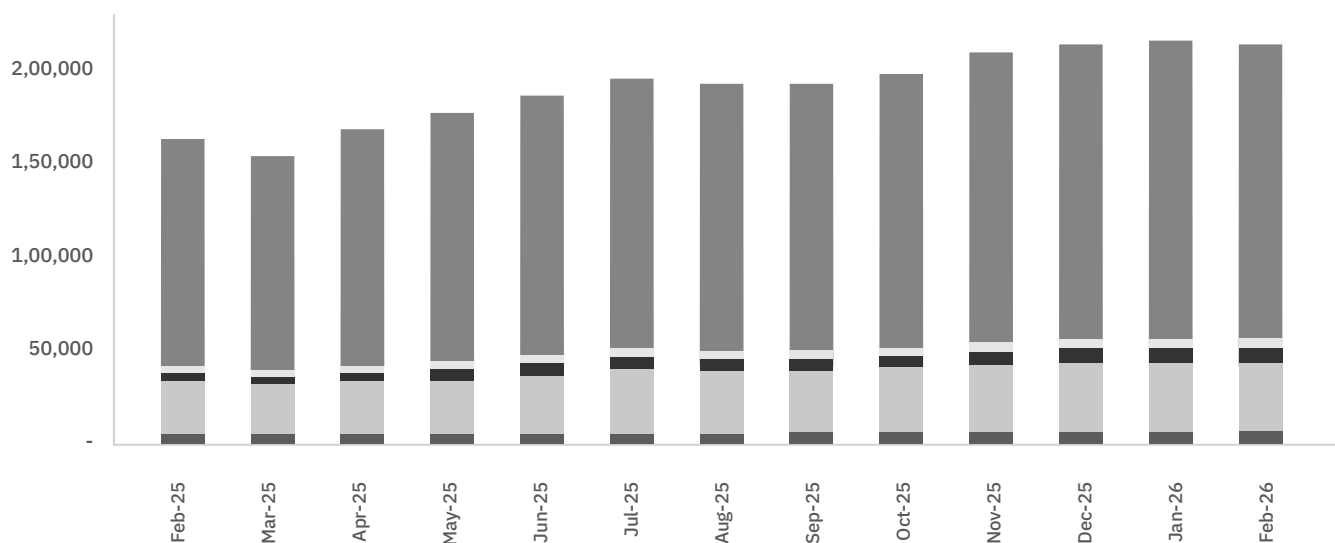
Index Type	Feb-25	Mar-25	Apr-25	May-25	Jun-25	Jul-25	Aug-25	Sep-25	Oct-25	Nov-25	Dec-25	Jan-26	Feb-26
G-Sec												16	16
G-Sec Plus SDL	153	132	136	141	143	149	143	145	147	148	149	156	133
G-Sec Maturity Based							35	39	38	27	27	28	32
Target Maturity	1,09,160	1,10,436	1,10,817	1,10,501	1,09,529	1,09,813	1,07,391	1,07,100	1,07,564	1,07,426	1,06,536	1,04,112	1,04,404

## Index Funds- Debt: Number of Schemes (Numbers)



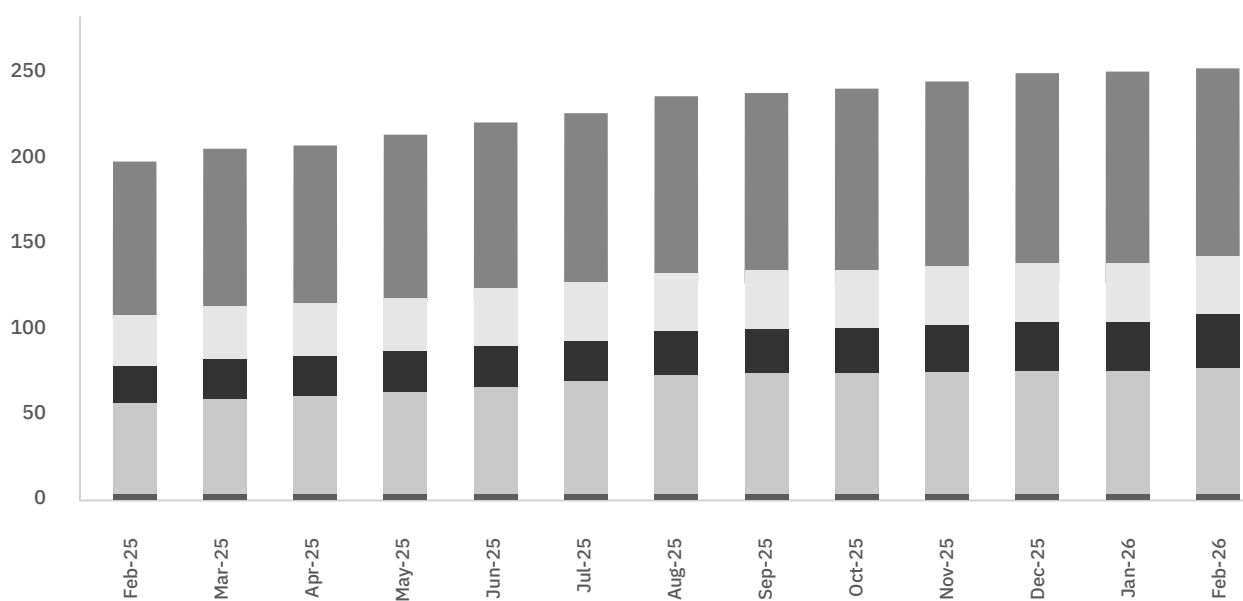
Index Type	Feb-25	Mar-25	Apr-25	May-25	Jun-25	Jul-25	Aug-25	Sep-25	Oct-25	Nov-25	Dec-25	Jan-26	Feb-26
G-Sec												1	1
G-Sec Plus SDL	1	1	1	1	1	1	1	1	1	1	1	1	1
G-Sec Maturity Based							1	1	1	1	1	1	1
Target Maturity	93	98	98	99	100	101	101	103	103	103	103	103	101

## Index Funds- Equity: AUM (Rs. Crore)



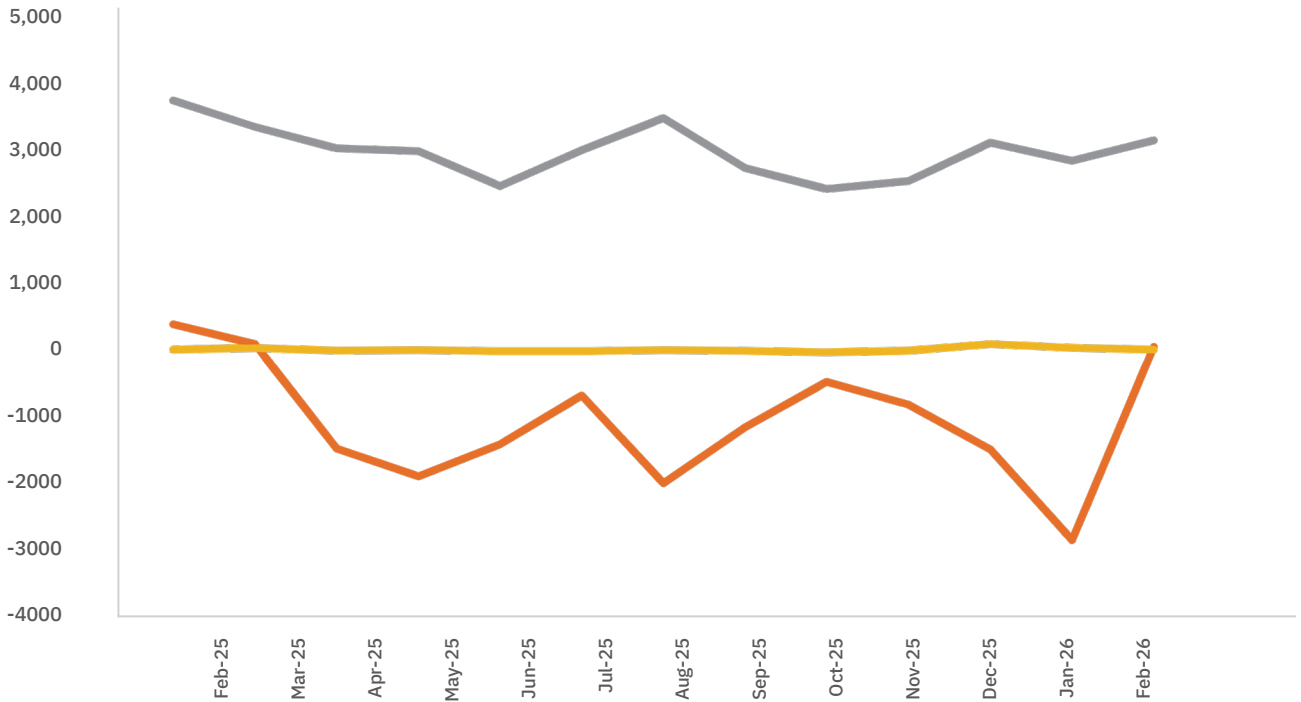
Index Type	Feb-25	Mar-25	Apr-25	May-25	Jun-25	Jul-25	Aug-25	Sep-25	Oct-25	Nov-25	Dec-25	Jan-26	Feb-26
Broad Market	116,115	127,642	134,107	139,921	146,065	144,079	144,259	148,190	156,354	160,070	161,959	159,246	161,758
Sectoral	3,766	4,076	4,322	4,478	4,708	4,580	4,479	4,535	4,831	5,066	5,202	5,203	5,092
Thematic	4,021	4,814	5,448	6,727	7,218	6,587	6,554	7,078	7,495	7,893	7,888	8,224	8,680
Strategy	26,940	29,022	30,724	32,491	34,617	33,861	33,995	34,379	36,302	37,272	37,067	36,513	37,618
Global	5,612	5,049	4,922	5,272	5,522	6,015	6,265	6,580	6,756	6,725	6,724	6,996	6,857

## Index Funds- Equity: Number of Schemes (Numbers)



Index Type	Feb-25	Mar-25	Apr-25	May-25	Jun-25	Jul-25	Aug-25	Sep-25	Oct-25	Nov-25	Dec-25	Jan-26	Feb-26
Broad Market	89	91	91	94	97	98	103	103	105	107	110	111	111
Sectoral	30	31	31	31	33	34	34	34	34	34	34	34	34
Thematic	21	23	23	24	24	24	25	26	26	27	28	28	31
Strategy	54	56	58	60	63	66	70	71	71	72	73	73	74
Global	2	2	2	2	2	2	2	2	2	2	2	2	2

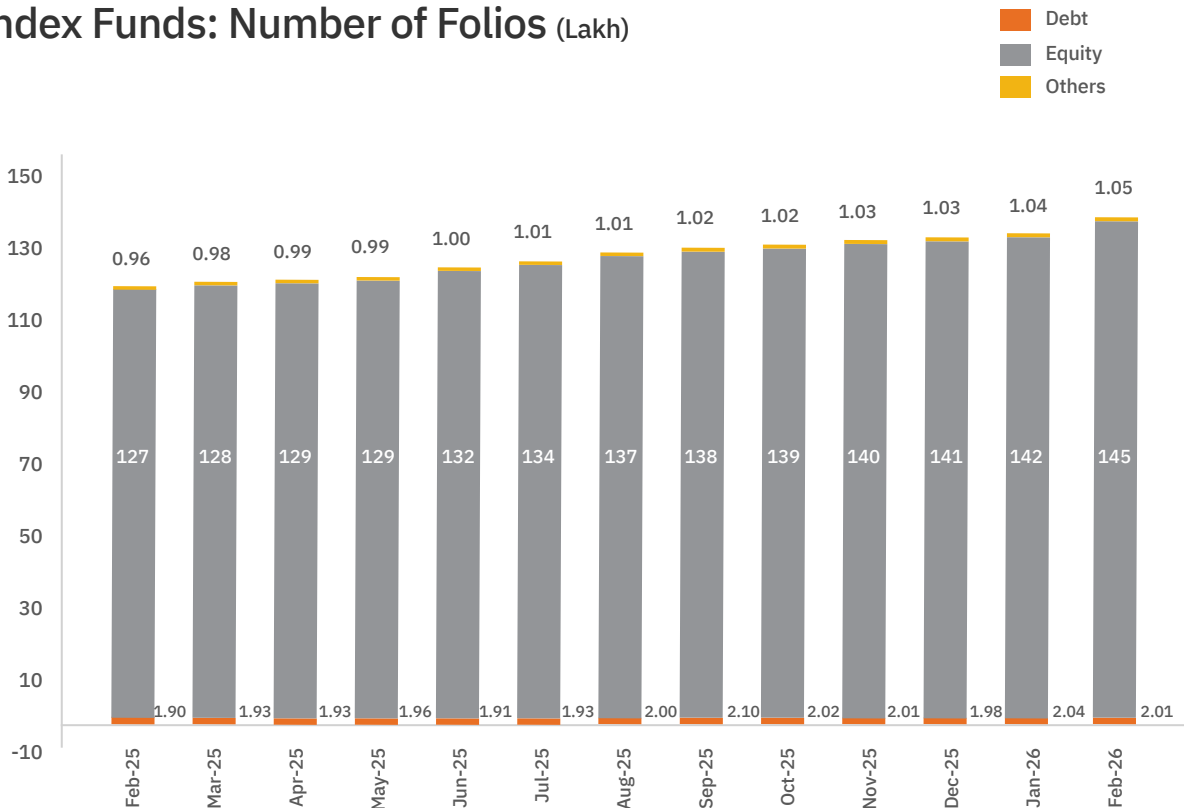
## Net Inflows/Outflows of Investment (Rs. Crore)



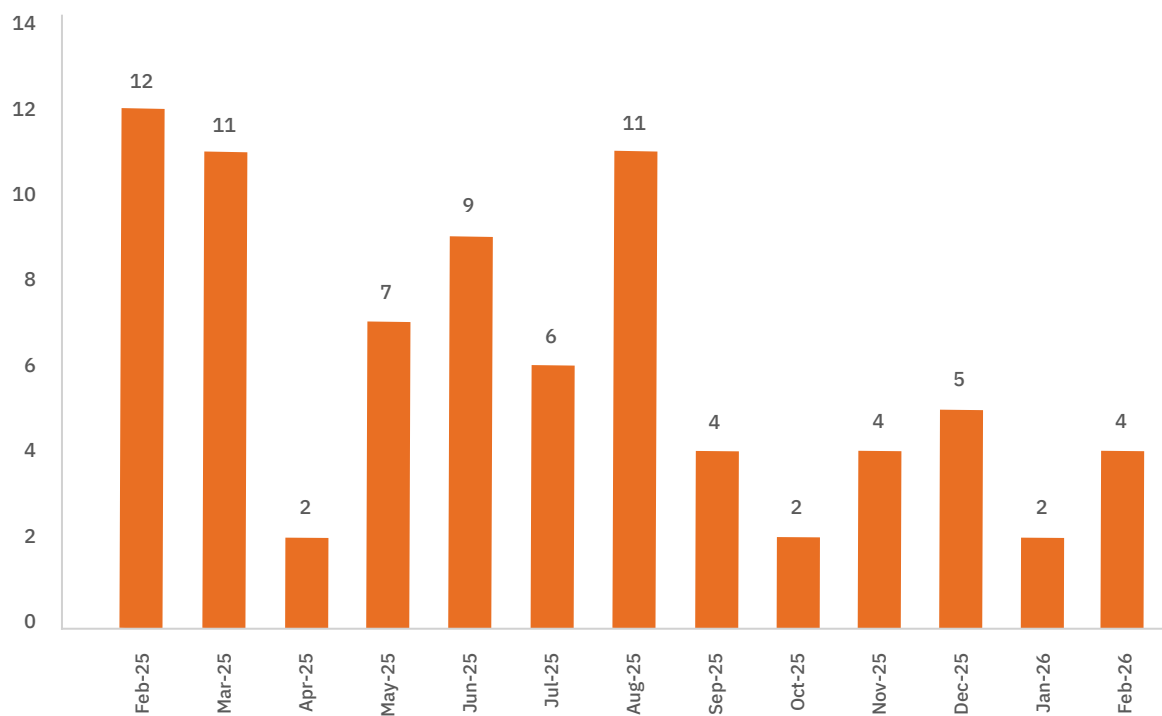
Feb-25 Mar-25 Apr-25 May-25 Jun-25 Jul-25 Aug-25 Sep-25 Oct-25 Nov-25 Dec-25 Jan-26 Feb-26

	Feb-25	Mar-25	Apr-25	May-25	Jun-25	Jul-25	Aug-25	Sep-25	Oct-25	Nov-25	Dec-25	Jan-26	Feb-26
Debt	393	92	-1,487	-1,908	-1,419	-684	-2,011	-1,165	-475	-825	-1,501	-2,868	53
Equity	3,777	3,372	3,051	3,010	2,478	3,029	3,508	2,755	2,439	2,560	3,136	2,861	3,173
Others	7	36	-9	3	-15	-15	6	-10	-35	-8	95	34	7

## Index Funds: Number of Folios (Lakh)



## New Index Funds Scheme Launches Trend (Numbers)



## New Index Funds Launched in February 2026

Scheme Name	Scheme Type	AUM (Rs. Crore)
Axis BSE India Sector Leaders Index Fund	Index Funds - Equity	37.68
HDFC Nifty India Consumption Index Fund	Index Funds - Equity	162.24
Kotak Nifty 200 Value 30 Index Fund	Index Funds - Equity	10.83
UTI Nifty 500 Shariah Index Fund	Index Funds - Equity	67.75

# Top 5 AMCs offering Index Fund Schemes by AUM

AS OF FEB 2026

## Debt-Oriented Index Funds

AMC Name	AUM (Rs.Crore)
Aditya Birla Sun Life AMC Limited	19,605.28
Kotak Mahindra Asset Management	13,770.21
SBI Funds Management Limited	13,403.15
ICICI Prudential Asset Management Company Limited	12,997.84
Bandhan Asset Management Company Limited	11,609.65

## Equity-Oriented Index Funds

AMC Name	AUM (Rs.Crore)
UTI Asset Management Company Limited	44,576.48
HDFC Asset Management	39,874.02
ICICI Prudential Asset Management Company Limited	33,010.61
Motilal Oswal Asset Management	23,642.42
SBI Funds Management Limited	19,550.92

# Top 5 Index Fund Schemes by Index Type

AS OF FEB 2026

## Debt-Oriented Index Funds

Scheme Name	AUM (Rs. Crore)
<b>G-Sec</b>	
Zerodha Nifty Short Duration G-Sec Index Fund	16.33
<b>G-Sec Maturity Based</b>	
JioBlackRock Nifty 8-13 yr G-Sec Index Fund	32.27
<b>G-Sec Plus SDL</b>	
Edelweiss CRISIL IBX 50 50 Gilt Plus SDL Short Duration Index Fund	133.08
<b>Target Maturity</b>	
ICICI Prudential Nifty PSU Bond Plus SDL Sep 2027 40 60 Index Fund	9,093.44
Aditya Birla Sun Life Nifty SDL Plus PSU Bond Sep 2026 60 40 Index Fund	8,197.14
SBI CPSE Bond Plus SDL Sep 2026 50 50 Index Fund	7,676.52
Kotak Nifty SDL Apr 2027 Top 12 Equal Weight Index Fund	6,958.34
Edelweiss Nifty PSU Bond Plus SDL Apr 2026 50 50 Index Fund	6,149.33

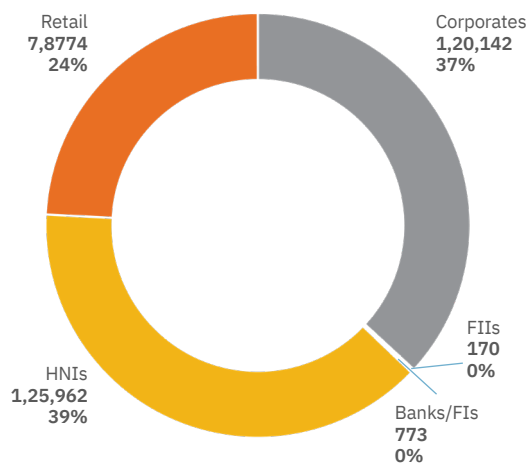
## Equity-Oriented Index Funds

Scheme Name	AUM (Rs. Crore)
<b>Broad Market</b>	
UTI Nifty 50 Index Fund	26,681.34
HDFC Nifty 50 Index Fund	22,324.27
ICICI Prudential Nifty 50 Index Fund	15,390.61
SBI Nifty Index Fund	11,879.12
HDFC BSE Sensex Index Fund	8,869.18
<b>Sectoral</b>	
ICICI Prudential Nifty Bank Index Fund	703.75
Motilal Oswal Nifty Bank Index Fund	680.39
Navi Nifty Bank Index Fund	669.51
ICICI Prudential Nifty IT Index Fund	516.50
UTI Nifty Private Bank Index Fund	224.28
<b>Thematic</b>	
Motilal Oswal Nifty India Defence Index Fund	4,086.95
Aditya Birla Sun Life Nifty India Defence Index Fund	900.35
Tata Nifty Capital Markets Index Fund	496.32
Motilal Oswal Nifty Capital Market Index Fund	346.54
SBI BSE PSU Bank Index Fund	284.71
<b>Strategy</b>	
UTI Nifty 200 Momentum 30 Index Fund	8,711.89
DSP Nifty 50 Equal Weight Index Fund	2,471.39
Bandhan Nifty 100 Low Volatility 30 Index Fund	1,834.17
Motilal Oswal BSE Enhanced Value Index Fund	1,748.84
HDFC Nifty50 Equal Weight Index Fund	1,698.10
<b>Global</b>	
Motilal Oswal S&P 500 Index Fund	4,055.83
ICICI Prudential NASDAQ 100 Index Fund	2,800.89

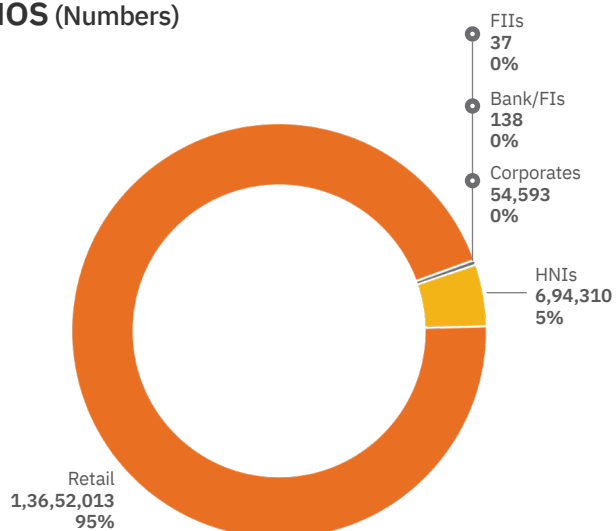
# Holding Pattern of Index Funds

(AS OF DEC 2025)

## AUM (Rs. Crore)



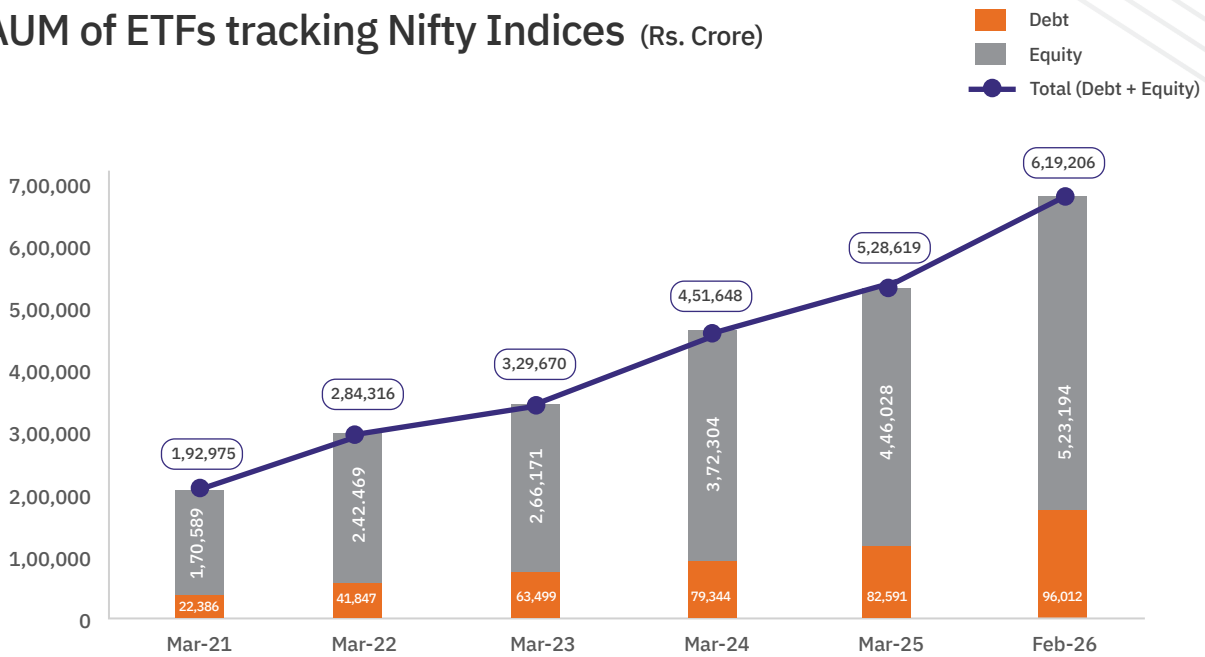
## Folios (Numbers)



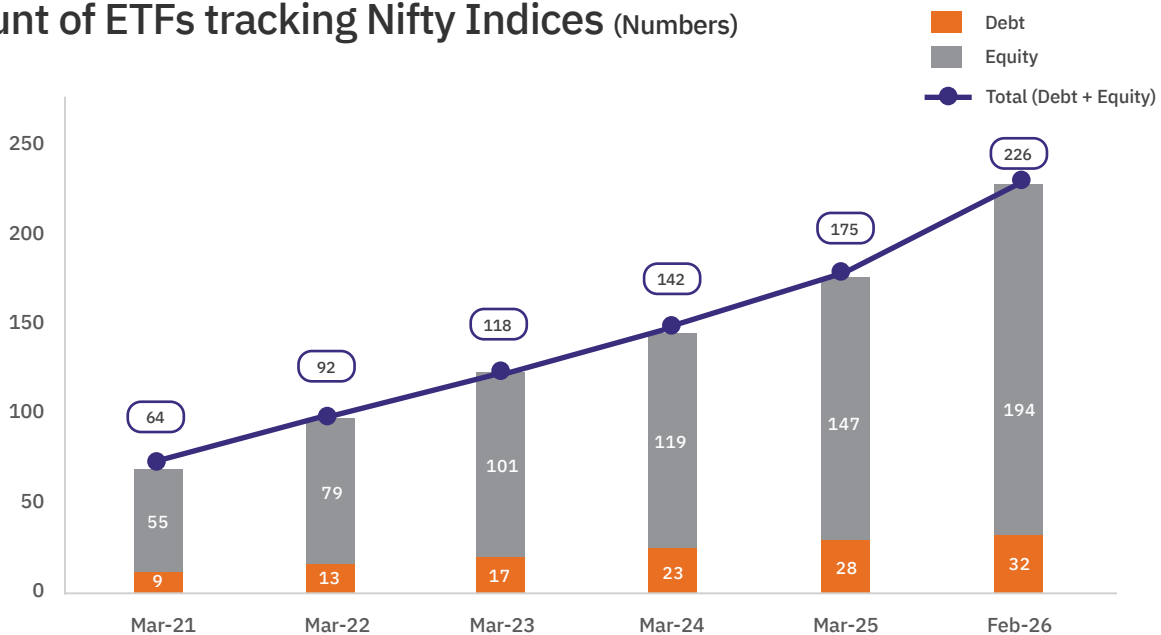
# Passive Funds Linked to Nifty Indices

## Passive Funds in Domestic Market: ETFs

AUM of ETFs tracking Nifty Indices (Rs. Crore)

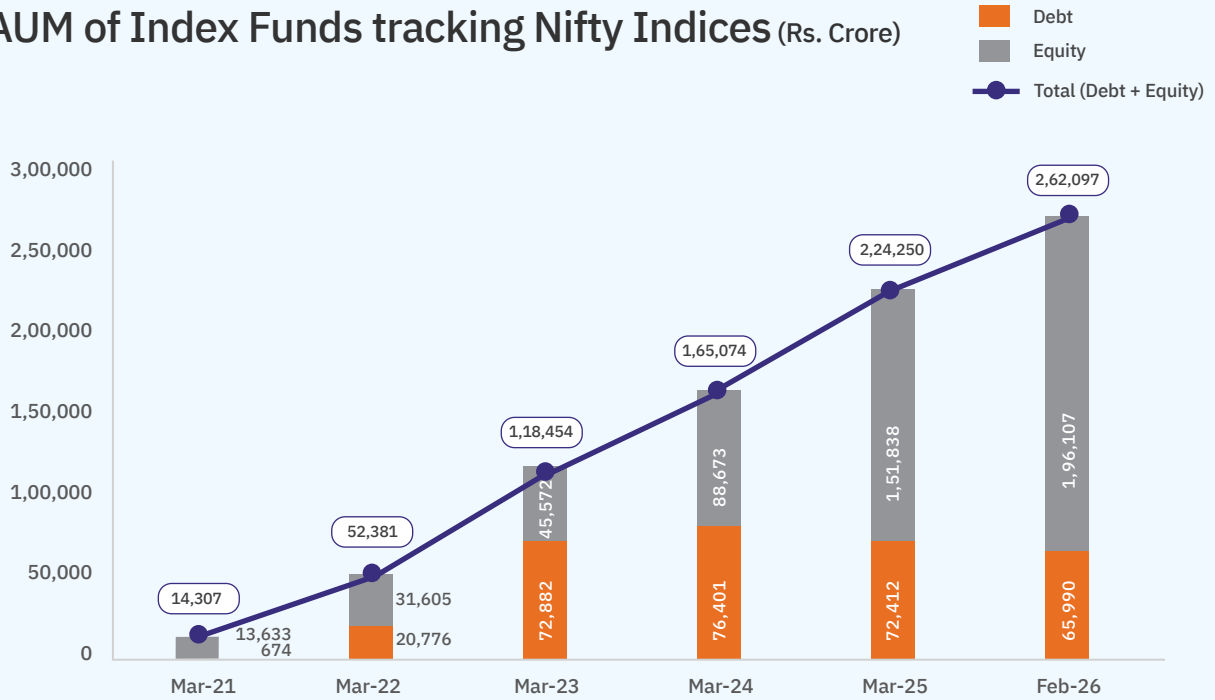


Count of ETFs tracking Nifty Indices (Numbers)

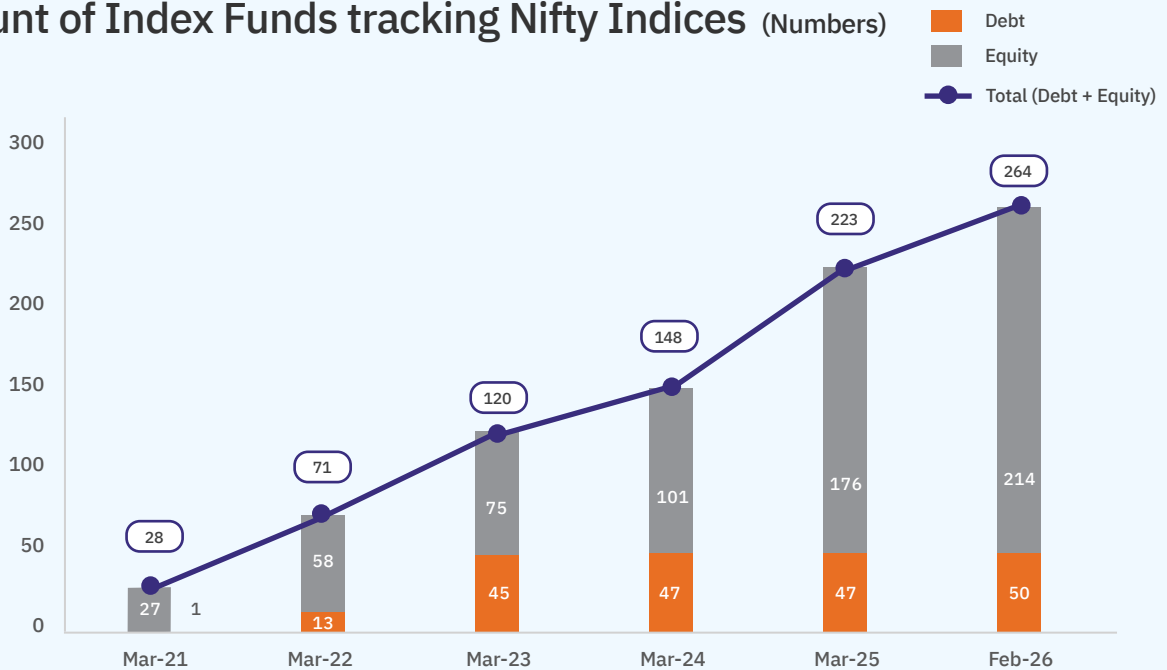


# Passive Funds in Domestic Market: Index Funds

AUM of Index Funds tracking Nifty Indices (Rs. Crore)

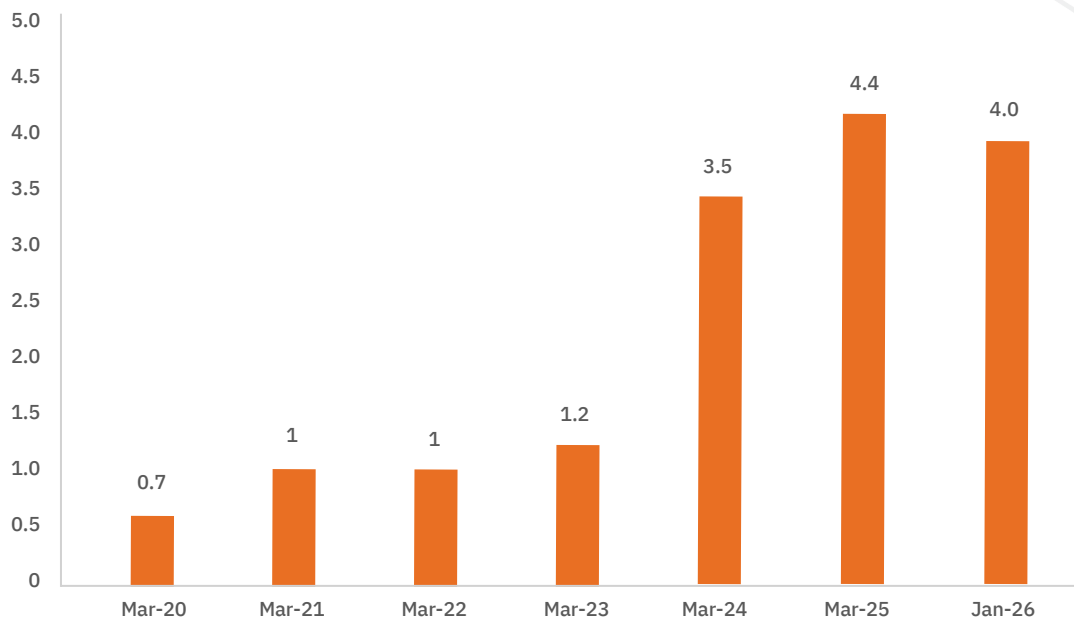


Count of Index Funds tracking Nifty Indices (Numbers)

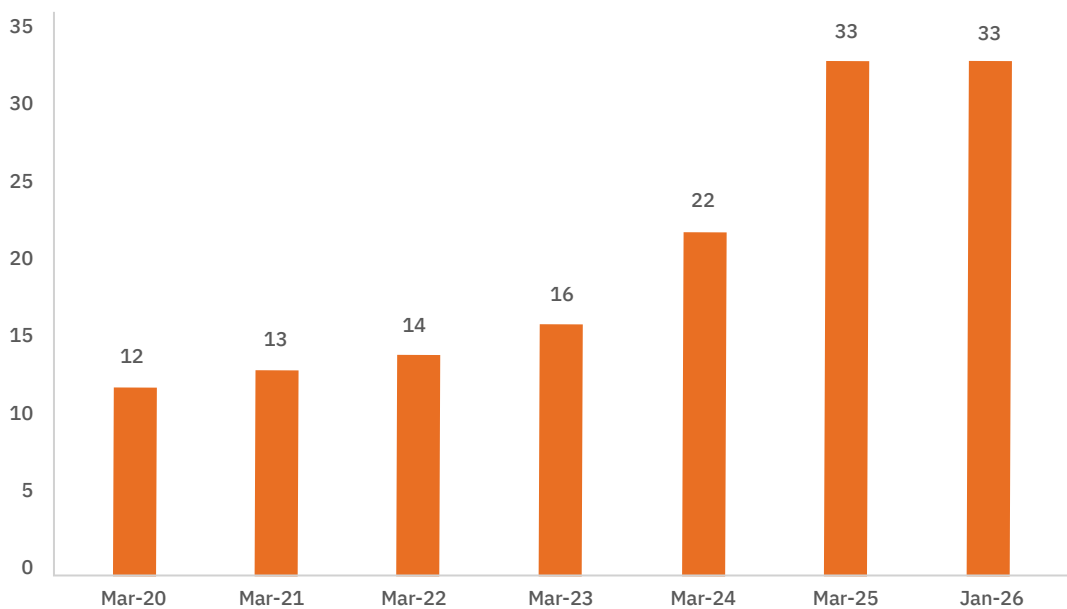


## Passive Funds in Global Market

AUM of Passive Funds Benchmarked to Nifty Indices (USD Billion)



Count of Passive Funds tracking Nifty Indices (Numbers)



# Annexure

## ETFs tracking Nifty Indices and their AUM

NSE Indices and Linked Schemes	AUM (Rs.Crore)	MoM% Change	YoY% Change
<b>ETFs - Equity</b>			
<b>Nifty 50 TRI</b>			
SBI Nifty 50 ETF	2,13,394.34	-0.02%	20.63%
UTI Nifty 50 ETF	69,057.50	0.29%	27.89%
Nippon India ETF Nifty 50 Bees	57,632.90	1.91%	48.15%
ICICI Prudential Nifty 50 ETF	37,938.73	2.12%	64.88%
HDFC Nifty 50 ETF	5,202.21	1.24%	33.53%
Mirae Asset Nifty 50 ETF	4,765.93	0.72%	19.62%
Kotak Nifty 50 ETF	3,286.18	4.83%	25.83%
Aditya Birla Sun Life Nifty 50 ETF	3,263.94	0.97%	13.95%
Axis Nifty 50 ETF	1,236.33	2.00%	92.24%
LIC MF NIFTY 50 ETF	900.16	-0.51%	17.34%
Tata Nifty 50 Exchange Traded Fund	727.42	-0.58%	14.97%
DSP Nifty 50 ETF	214.74	-1.00%	-34.12%
Bajaj Finserv Nifty 50 ETF	193.31	-0.51%	5.84%
Invesco India Nifty 50 Exchange Traded Fund	95.42	-0.52%	15.30%
Quantum Nifty 50 ETF	81.80	1.53%	37.09%
Motilal Oswal Nifty 50 ETF	56.28	-2.78%	20.64%
Bandhan Nifty 50 ETF	23.30	-0.52%	-7.10%
Zerodha Nifty 50 ETF	21.85	27.61%	0.00%
Groww Nifty 50 ETF	18.91	7.03%	0.00%
Angel One Nifty 50 ETF	16.63	3.34%	0.00%
Edelweiss Nifty 50 ETF	16.55	-0.51%	0.00%
<b>Nifty Bank TRI</b>			
Nippon India ETF Nifty Bank Bees	7,978.89	0.71%	18.51%
Kotak Nifty Bank ETF	6,523.61	2.87%	45.00%
SBI Nifty Bank ETF	4,035.91	1.56%	3.28%
UTI Nifty Bank ETF	4,033.78	1.41%	26.34%
ICICI Prudential Nifty Bank ETF	3,148.23	-0.69%	24.77%
Aditya Birla Sun Life Nifty Bank ETF	2,906.04	1.10%	25.30%
HDFC Nifty Bank ETF	2,900.18	2.80%	20.93%
DSP Nifty Bank ETF	732.67	1.83%	51.74%
Bajaj Finserv Nifty Bank ETF	425.55	1.37%	119.57%
Axis Nifty Bank ETF	423.94	1.65%	49.85%
Mirae Asset Nifty Bank ETF	259.03	5.27%	21.70%
Edelweiss Nifty Bank ETF	13.51	1.05%	47.14%
Baroda BNP Paribas Nifty Bank ETF	3.87	1.57%	1.90%

<b>NSE Indices and Linked Schemes</b>	<b>AUM (Rs.Crore)</b>	<b>MoM% Change</b>	<b>YoY% Change</b>
<b>Nifty CPSE TRI</b>			
CPSE ETF	25,287.80	-9.28%	-23.48%
<b>Nifty Next 50 TRI</b>			
Nippon India ETF Nifty Next 50 Junior Bees	7,287.38	2.85%	43.15%
SBI Nifty Next 50 ETF	2,900.65	4.17%	12.18%
UTI Nifty Next 50 Exchange Traded Fund	2,274.54	4.29%	8.75%
ICICI Prudential Nifty Next 50 ETF	2,211.72	6.12%	88.93%
Mirae Asset Nifty Next 50 ETF	1,149.53	6.09%	130.16%
Aditya Birla Sun Life Nifty Next 50 ETF	101.59	2.85%	-47.51%
HDFC NIFTY NEXT 50 ETF	97.51	2.47%	37.37%
Kotak Nifty Next 50 ETF	9.51	31.89%	0.00%
Groww Nifty Next 50 ETF	7.87	7.00%	0.00%
DSP Nifty Next 50 ETF	7.13	8.13%	0.00%
Motilal Oswal Nifty Next 50 ETF	2.18	15.68%	0.00%
<b>Nifty PSU Bank TRI</b>			
Nippon India ETF Nifty PSU Bank Bees	4,634.94	8.20%	100.86%
Kotak Nifty PSU Bank ETF	2,674.46	12.57%	114.49%
DSP Nifty PSU Bank ETF	258.19	8.99%	399.46%
ICICI Prudential Nifty PSU Bank ETF	135.19	10.47%	106.26%
Mirae Asset Nifty PSU Bank ETF	69.06	6.44%	99.65%
HDFC Nifty PSU Bank ETF	34.85	14.04%	58.12%
<b>Nifty Midcap 150 TRI</b>			
Nippon India ETF Nifty Midcap 150	2,925.42	4.41%	66.59%
Mirae Asset Nifty Midcap 150 ETF	1,468.06	5.38%	64.82%
ICICI Prudential Nifty Midcap 150 ETF	634.75	7.41%	67.23%
Zerodha Nifty Midcap 150 ETF	202.51	7.79%	279.53%
HDFC NIFTY Midcap 150 ETF	111.55	4.68%	67.80%
UTI Nifty Midcap 150 Exchange Traded Fund	12.49	1.79%	41.02%
DSP Nifty Midcap 150 ETF	8.75	13.07%	0.00%
Kotak Nifty Midcap 150 ETF	6.38	15.88%	0.00%
Groww Nifty Midcap 150 ETF	6.03	11.42%	0.00%
<b>Nifty IT TRI</b>			
Nippon India ETF Nifty IT	3,396.04	16.77%	71.93%
ICICI Prudential Nifty IT ETF	449.97	-7.92%	6.64%
Kotak Nifty IT ETF	388.89	-8.14%	145.13%
Aditya Birla Sun Life Nifty IT ETF	186.45	-16.83%	520.65%
Axis Nifty IT ETF	157.82	-18.99%	-10.81%
Mirae Asset Nifty IT ETF	144.00	3.50%	-0.98%
DSP Nifty IT ETF	96.92	118.85%	166.78%
SBI Nifty IT ETF	68.38	-8.55%	-9.99%
HDFC NIFTY IT ETF	62.07	-1.53%	14.30%
UTI Nifty IT ETF	5.51	0.97%	5.29%
<b>Nifty Private Bank TRI</b>			
ICICI Prudential Nifty Private Bank ETF	3,110.83	2.17%	12.62%

<b>NSE Indices and Linked Schemes</b>	<b>AUM (Rs.Crore)</b>	<b>MoM% Change</b>	<b>YoY% Change</b>
DSP Nifty Private Bank ETF	524.66	8.69%	81.63%
SBI Nifty Private Bank ETF	420.12	67.79%	162.46%
HDFC NIFTY Private Bank ETF	363.84	5.59%	19.83%
Tata Nifty Private Bank Exchange Traded Fund	11.34	0.21%	4.45%
<b>Nifty 100 Low Volatility 30 TRI</b>			
ICICI Prudential Nifty 100 Low Volatility 30 ETF	3,707.23	-0.09%	12.12%
Kotak Nifty 100 Low Volatility 30 ETF	173.82	1.05%	15.11%
Mirae Asset Nifty 100 Low Volatility 30 ETF	48.51	0.28%	25.13%
HDFC Nifty100 Low Volatility 30 ETF	13.15	5.31%	-8.57%
<b>Nifty Smallcap 250 TRI</b>			
HDFC NIFTY Smallcap 250 ETF	1,711.67	5.12%	109.75%
Motilal Oswal Nifty Smallcap 250 ETF	164.91	5.71%	131.46%
Mirae Asset Nifty Smallcap 250 ETF	26.91	50.57%	0.00%
Groww Nifty Smallcap 250 ETF	12.58	4.63%	0.00%
DSP Nifty Smallcap 250 ETF	6.61	13.01%	0.00%
<b>Nifty Alpha Low-Volatility 30 TRI</b>			
ICICI Prudential Nifty Alpha Low - Volatility 30 ETF	1,578.99	1.45%	2.57%
<b>Nifty India Defence TRI</b>			
Motilal Oswal Nifty India Defence ETF	1,268.59	-9.31%	913.42%
Groww Nifty India Defence ETF	275.68	-3.34%	278.45%
<b>Nifty Metal TRI</b>			
ICICI Prudential Nifty Metal ETF	1,007.89	-2.51%	681.75%
Mirae Asset Nifty Metal ETF	420.84	2.36%	1212.58%
Groww Nifty Metal ETF	34.73	4.04%	0.00%
<b>Nifty 50 Equal Weight TRI</b>			
DSP Nifty 50 Equal Weight ETF	1,165.43	9.78%	317.91%
Mirae Asset Nifty 50 Equal Weight ETF	143.37	23.16%	0.00%
Motilal Oswal Nifty 50 Equal Weight ETF	103.80	33.90%	0.00%
SBI Nifty50 Equal Weight ETF	32.07	8.00%	33.41%
<b>Nifty 100 TRI</b>			
LIC MF NIFTY 100 ETF	756.33	0.02%	16.81%
Nippon India ETF Nifty 100	322.46	1.29%	20.96%
ICICI Prudential Nifty 100 ETF	155.59	2.86%	50.74%
Zerodha Nifty 100 ETF	128.90	8.37%	197.57%
HDFC NIFTY 100 ETF	41.49	1.98%	63.25%
Motilal Oswal Nifty 100 ETF	11.21	20.02%	0.00%
<b>Nifty Midcap 100 TRI</b>			
Motilal Oswal Nifty Midcap 100 ETF	786.57	5.70%	60.35%
LIC MF Nifty Midcap 100 ETF	629.12	1.30%	6.00%
<b>Nifty Pharma TRI</b>			
Nippon India Nifty Pharma ETF	1,058.55	5.07%	30.82%
<b>Nifty 200 Momentum 30 TRI</b>			
ICICI Prudential Nifty 200 Momentum 30 ETF	582.77	14.66%	46.56%
Motilal Oswal Nifty 200 Momentum 30 ETF	124.76	2.22%	13.28%

<b>NSE Indices and Linked Schemes</b>	<b>AUM (Rs.Crore)</b>	<b>MoM% Change</b>	<b>YoY% Change</b>
HDFC Nifty200 Momentum 30 ETF	95.88	3.82%	29.13%
Aditya Birla Sun Life Nifty 200 Momentum 30 ETF	44.07	2.89%	7.41%
Kotak Nifty 200 Momentum 30 ETF	6.15	15.23%	0.00%
<b>Nifty top 10 Equal Weight TRI</b>			
DSP Nifty Top 10 Equal Weight ETF	840.37	-2.91%	103.86%
<b>Nifty FMCG TRI</b>			
ICICI Prudential Nifty FMCG ETF	822.59	7.40%	53.59%
<b>Nifty Smallcap 250 Momentum Quality 100 TRI</b>			
Mirae Asset Nifty Smallcap 250 Momentum Quality 100 ETF	801.90	3.37%	68.81%
<b>Nifty Alpha 50 TRI</b>			
Kotak Nifty Alpha 50 ETF	719.21	0.70%	48.82%
Motilal Oswal Nifty Alpha 50 ETF	5.90	8.30%	0.00%
<b>Nifty Auto TRI</b>			
Nippon India Nifty Auto ETF	414.43	5.55%	42.82%
ICICI Prudential Nifty Auto ETF	191.53	11.59%	74.96%
<b>Nifty Infrastructure TRI</b>			
ICICI Prudential Nifty Infrastructure ETF	400.16	6.34%	264.21%
Nippon India ETF Nifty Infrastructure Bees	175.47	5.37%	11.88%
<b>Nifty EV and New Age Automotive TRI</b>			
Groww Nifty EV & New Age Automotive ETF	264.68	4.05%	24.18%
Mirae Asset Nifty EV and New Age Automotive ETF	158.87	2.72%	5.93%
ICICI Prudential Nifty EV & New Age Automotive ETF	47.88	10.07%	0.00%
<b>Nifty 50 Value 20 TRI</b>			
ICICI Prudential Nifty50 Value 20 ETF	188.07	-2.66%	10.94%
Nippon India ETF Nifty 50 Value 20	153.32	-2.47%	-25.81%
Kotak Nifty 50 Value 20 ETF	84.67	-3.32%	-20.55%
HDFC Nifty 50 Value 20 ETF	36.07	-2.47%	4.08%
<b>Nifty Financial Services TRI</b>			
Mirae Asset Nifty Financial Services ETF	459.44	-3.62%	114.23%
<b>Nifty 200 Alpha 30 TRI</b>			
Mirae Asset Nifty 200 Alpha 30 ETF	403.74	-1.00%	18.83%
<b>Nifty MidSmallcap 400 Momentum Quality 100 TRI</b>			
Mirae Asset Nifty MidSmallcap 400 Momentum Quality 100 ETF	388.18	2.41%	40.64%
<b>Nifty India Consumption TRI</b>			
Nippon India ETF Nifty India Consumption	196.47	1.83%	39.22%
ICICI Prudential Nifty India Consumption ETF	54.30	0.65%	0.41%
Kotak Nifty India Consumption ETF	34.75	4.20%	552.62%
SBI Nifty Consumption ETF	23.90	0.64%	28.58%
Axis Nifty India Consumption ETF	13.08	0.63%	4.62%
<b>Nifty 500 Momentum 50 TRI</b>			
Motilal Oswal Nifty 500 Momentum 50 ETF	275.54	3.41%	150.35%
Groww Nifty 500 Momentum 50 ETF	22.11	5.25%	0.00%
<b>Nifty Oil &amp; Gas TRI</b>			
ICICI Prudential Nifty Oil & Gas ETF	280.69	-3.32%	83.65%

<b>NSE Indices and Linked Schemes</b>	<b>AUM (Rs.Crore)</b>	<b>MoM% Change</b>	<b>YoY% Change</b>
<b>Nifty Financial Services EX-Bank TRI</b>			
ICICI Prudential Nifty Financial Services Ex-Bank ETF	277.50	21.78%	176.44%
<b>Nifty Realty TRI</b>			
Motilal Oswal Nifty Realty ETF	265.21	-4.84%	322.14%
Groww Nifty Realty ETF	11.28	6.25%	0.00%
<b>Nifty Energy TRI</b>			
Mirae Asset Nifty Energy ETF	221.61	56.02%	0.00%
Motilal Oswal Nifty Energy ETF	53.52	64.07%	0.00%
<b>Nifty 200 Quality 30 TRI</b>			
ICICI Prudential Nifty 200 Quality 30 ETF	164.12	-4.35%	41.53%
SBI Nifty 200 Quality 30 ETF	74.78	0.56%	-34.49%
Aditya Birla Sun Life Nifty 200 Quality 30 ETF	25.41	0.23%	0.74%
Kotak Nifty200 Quality 30 ETF	1.96	-20.42%	0.00%
<b>Nifty India Manufacturing Index TRI</b>			
Mirae Asset Nifty India Manufacturing ETF	251.77	12.28%	34.21%
Nippon India Nifty India Manufacturing ETF	11.08	22.20%	0.00%
Motilal Oswal Nifty India Manufacturing ETF	1.57	-16.18%	0.00%
<b>Nifty Healthcare TRI</b>			
ICICI Prudential Nifty Healthcare ETF	152.66	12.85%	26.61%
Aditya Birla Sun Life Nifty Healthcare ETF	66.17	33.28%	74.33%
Axis Nifty Healthcare ETF	21.24	11.16%	21.84%
DSP Nifty Healthcare ETF	12.82	22.72%	41.46%
<b>Nifty 500 TRI</b>			
Motilal Oswal Nifty 500 ETF	213.00	7.59%	95.29%
<b>Nifty Midcap 50 TRI</b>			
Kotak Nifty Midcap 50 ETF	176.38	2.97%	271.02%
<b>Nifty India Digital TRI</b>			
Tata Nifty India Digital Exchange Traded Fund	161.95	-10.12%	8.63%
<b>Nifty Capital Markets TRI</b>			
Motilal Oswal Nifty Capital Market ETF	126.14	10.23%	0.00%
Groww Nifty Capital Markets ETF	21.41	8.61%	0.00%
<b>Nifty India Railways PSU TRI</b>			
Groww Nifty India Railways PSU ETF	138.45	-11.71%	461.20%
<b>Nifty Large Midcap 250 TRI</b>			
Edelweiss Nifty LargeMidcap 250 ETF	122.30	2.69%	0.00%
<b>Nifty Commodities TRI</b>			
ICICI Prudential Nifty Commodities ETF	118.53	-4.81%	75.22%
<b>Nifty 100 ESG Sector Leaders TRI</b>			
Mirae Asset Nifty 100 ESG Sector Leaders ETF	107.58	-3.00%	-4.55%
<b>Nifty Midcap 150 Quality 50 TRI</b>			
DSP Nifty Midcap 150 Quality 50 ETF	100.77	1.56%	21.07%
<b>Nifty Dividend Opportunities 50 TRI</b>			
Nippon India ETF Nifty Dividend Opportunities 50	72.02	-0.36%	24.43%
<b>Nifty 500 Multicap 50:25:25 TRI</b>			

<b>NSE Indices and Linked Schemes</b>	<b>AUM (Rs.Crore)</b>	<b>MoM% Change</b>	<b>YoY% Change</b>
Mirae Asset Nifty500 Multicap 50 25 25 ETF	65.74	8.63%	63.29%
<b>Nifty Chemicals TRI</b>			
Kotak Nifty Chemicals ETF	50.45	58.22%	0.00%
Groww Nifty Chemicals ETF	7.37	3.72%	0.00%
<b>Nifty 50 Shariah TRI</b>			
Nippon India ETF Nifty 50 Shariah Bees	51.57	0.99%	76.16%
<b>Nifty MNC TRI</b>			
Kotak Nifty MNC ETF	43.35	7.94%	52.03%
Motilal Oswal Nifty MNC ETF	2.36	4.21%	0.00%
<b>Nifty PSE TRI</b>			
Aditya Birla Sun Life Nifty PSE ETF	25.11	-19.55%	-20.39%
Groww Nifty PSE ETF	17.58	0.00%	0.00%
Motilal Oswal Nifty PSE ETF	1.59	29.11%	0.00%
<b>Nifty India New Age Consumption TRI</b>			
Mirae Asset Nifty India New Age Consumption ETF	44.12	9.67%	95.14%
<b>Nifty Total Market TRI</b>			
Angel One Nifty Total Market ETF	42.75	0.42%	0.00%
<b>Nifty India Internet TRI</b>			
Groww Nifty India Internet ETF	24.37	2.09%	0.00%
Mirae Asset Nifty India Internet ETF	18.09	-2.94%	0.00%
<b>Nifty Smallcap 100 TRI</b>			
Zerodha Nifty Smallcap 100 ETF	40.78	32.63%	0.00%
<b>Nifty 200 Value 30 TRI</b>			
ICICI Prudential Nifty200 Value 30 ETF	37.09	53.82%	303.92%
<b>Nifty 500 Multicap Momentum Quality 50 TRI</b>			
Edelweiss Nifty500 Multicap Momentum Quality 50 ETF	33.00	6.03%	56.79%
<b>Nifty 500 Value 50 TRI</b>			
Axis Nifty500 Value 50 ETF	26.69	23.97%	0.00%
<b>Nifty Midcap150 Momentum 50 TRI</b>			
Motilal Oswal Nifty Midcap 150 Momentum 50 ETF	26.57	15.81%	0.00%
<b>Nifty 100 Quality 30 TRI</b>			
HDFC Nifty100 Quality 30 ETF	20.48	-1.38%	31.26%
<b>Nifty Growth Sectors 15 TRI</b>			
HDFC Nifty Growth Sectors 15 ETF	17.97	5.63%	44.13%
<b>Nifty 200 TRI</b>			
Groww Nifty 200 ETF	15.05	2.18%	-15.05%
<b>Nifty 500 Flexicap Quality 30 TRI</b>			
DSP Nifty500 Flexicap Quality 30 ETF	11.34	-5.74%	0.00%
<b>Nifty Top 20 Equal Weight TRI</b>			
Mirae Asset Nifty Top 20 Equal Weight ETF	9.08	-0.75%	0.00%
<b>Nifty 100 Equal Weighted TRI</b>			
Kotak Nifty 100 Equal Weight ETF	8.33	72.65%	61.18%
<b>Nifty India Tourism TRI</b>			
Motilal Oswal Nifty India Tourism ETF	8.14	14.86%	0.00%

<b>NSE Indices and Linked Schemes</b>	<b>AUM (Rs.Crore)</b>	<b>MoM% Change</b>	<b>YoY% Change</b>
<b>Nifty Top 15 Equal Weight TRI</b>			
ICICI Prudential Nifty Top 15 Equal Weight ETF	8.08	4.09%	0.00%
<b>Nifty India Infrastructure &amp; Logistics TRI</b>			
Mirae Asset Nifty India Infrastructure & Logistics ETF	7.53	0.00%	0.00%
<b>Nifty 500 Healthcare TRI</b>			
Mirae Asset Nifty 500 Healthcare ETF	7.29	0.00%	0.00%
<b>Nifty Total Market Momentum Quality 50 TRI</b>			
Angel One Nifty Total Market Momentum Quality 50 ETF	6.66	6.41%	0.00%
<b>Nifty Services Sector TRI</b>			
Motilal Oswal Nifty Services Sector ETF	5.09	-2.42%	0.00%
<b>Nifty 500 Low Volatility 50 TRI</b>			
Groww Nifty 500 Low Volatility 50 ETF	4.53	2.05%	0.00%
<b>ETFs - Debt</b>			
<b>Nifty BHARAT Bond Index - April 2030</b>			
Bharat Bond ETF - April 2030	25,109.46	0.58%	35.71%
<b>Nifty 1D Rate Index</b>			
Nippon India ETF Nifty 1D Rate Liquid Bees	11,417.23	4.32%	-6.40%
Zerodha Nifty 1D Rate Liquid ETF	8,749.20	6.97%	124.59%
Kotak Nifty 1D Rate Liquid ETF	1,557.76	-2.16%	42.88%
Mirae Asset Nifty 1D Rate Liquid ETF - Growth	957.80	100.76%	391.14%
Bajaj Finserv Nifty 1D Rate Liquid ETF - Growth	611.58	16.15%	33.84%
Mirae Asset Nifty 1D Rate Liquid ETF-IDCW	520.44	-2.63%	-7.28%
DSP Nifty 1D Rate Liquid ETF	459.49	24.52%	-27.36%
Angel One Nifty 1D Rate Liquid ETF - Growth	108.22	-60.48%	0.00%
Nippon India Nifty 1D Rate Liquid ETF - Growth	104.87	-16.95%	0.00%
HDFC NIFTY 1D Rate Liquid ETF - Growth	101.57	46.66%	226.83%
Groww Nifty 1D Rate Liquid ETF	84.53	12.60%	44.77%
SBI Nifty 1D Rate Liquid ETF - Growth	68.13	114.84%	0.00%
SBI Nifty 1D Rate Liquid ETF - IDCW	59.60	6.30%	121.14%
Edelweiss Nifty 1D Rate Liquid ETF - Growth	36.50	-66.25%	0.00%
Shriram Nifty 1D Rate Liquid ETF	36.09	9.83%	47.11%
<b>Nifty BHARAT Bond Index - April 2031</b>			
Bharat Bond ETF- April 2031	13,334.55	0.46%	4.47%
<b>Nifty BHARAT Bond Index - April 2032</b>			
Bharat Bond ETF - April 2032	10,745.12	0.63%	1.30%
<b>Nifty BHARAT Bond Index - April 2033</b>			
Bharat Bond ETF - April 2033	6,338.03	0.71%	3.07%
<b>Nifty 8-13 yr G-Sec index</b>			
Nippon India ETF Nifty 8-13 Yr G-Sec Long Term Gilt	2,639.19	-0.16%	12.02%
LIC MF NIFTY 8-13 YR G-SEC ETF	2,307.92	0.87%	-6.10%
Zerodha Nifty 8-13 Yr G-Sec ETF	102.70	5.02%	0.00%
Mirae Asset Nifty 8-13 yr G-Sec ETF	94.46	0.92%	6.87%
<b>Nifty SDL Apr 2026 Top 20 Equal Weight Index</b>			
Nippon India ETF Nifty SDL Apr 2026 Top 20 Equal Weight	4,948.52	-1.20%	-5.75%

NSE Indices and Linked Schemes	AUM (Rs.Crore)	MoM% Change	YoY% Change
<b>Nifty 10-Yr Benchmark G-Sec Index</b>			
SBI Nifty 10 yr Benchmark G-Sec ETF	3,268.25	0.72%	4.92%
ICICI Prudential Nifty 10 yr Benchmark G-Sec ETF	737.27	4.38%	42.08%
UTI Nifty 10 yr Benchmark G-Sec ETF	23.61	0.74%	5.65%
<b>Nifty AAA Bond Plus SDL Apr 2026 50:50 Index</b>			
Axis Nifty AAA Bond Plus SDL Apr 2026 50 50 ETF	1,040.50	-0.16%	-10.66%
<b>Nifty 5 Yr Benchmark G-Sec Index</b>			
Nippon India ETF Nifty 5 Yr Benchmark G-Sec	247.24	0.47%	33.01%
Motilal Oswal Nifty 5 year benchmark G-Sec ETF	156.99	2.91%	56.63%
UTI Nifty 5 yr Benchmark G-Sec ETF	25.50	0.99%	7.67%
ICICI Prudential Nifty 5 Yr Benchmark G-Sec ETF	19.64	6.59%	-65.06%

## Index Funds tracking Nifty Indices and their AUM

NSE Indices and Linked Schemes	AUM (Rs.Crore)	MoM% Change	YoY% Change
<b>Index Funds - Equity</b>			
<b>Nifty 50 TRI</b>			
UTI Nifty 50 Index Fund	26,681.34	0.62%	36.92%
HDFC Nifty 50 Index Fund	22,324.27	0.29%	26.86%
ICICI Prudential Nifty 50 Index Fund	15,390.61	1.39%	34.01%
SBI Nifty Index Fund	11,879.12	0.73%	41.27%
Navi Nifty 50 Index Fund	3,872.53	0.36%	45.65%
Nippon India Index Fund - Nifty 50 Plan	3,160.46	2.69%	57.35%
Bandhan Nifty 50 Index Fund	2,245.14	0.60%	39.95%
Tata Nifty 50 Index Fund	1,513.91	0.67%	44.45%
Aditya Birla Sun Life Nifty 50 Index Fund	1,277.61	0.21%	38.83%
Kotak Nifty 50 Index Fund	1,055.47	1.82%	43.91%
DSP Nifty 50 Index Fund	983.23	10.02%	55.75%
Motilal Oswal Nifty 50 Index Fund	852.63	0.65%	47.58%
Axis Nifty 50 Index Fund	849.72	0.78%	44.13%
Franklin India NSE Nifty 50 Index Fund	764.57	-0.17%	18.38%
HSBC Nifty 50 Index Fund	388.62	0.06%	38.25%
LIC MF NIFTY 50 INDEX FUND	352.85	-1.64%	19.44%
Edelweiss Nifty 50 Index Fund	258.64	4.38%	90.34%
JioBlackRock Nifty 50 Index Fund	205.17	8.71%	0.00%
Baroda BNP Paribas Nifty 50 Index Fund	63.02	1.60%	2.10%
Mirae Asset Nifty 50 Index Fund	53.00	7.72%	160.29%
Bajaj Finserv Nifty 50 Index Fund	42.98	38.07%	0.00%
Angel One Nifty 50 Index Fund	31.44	-0.51%	0.00%
Zerodha Nifty 50 Index Fund	30.31	16.60%	0.00%
Groww Nifty 50 Index Fund	20.22	4.16%	0.00%
Taurus Nifty 50 Index Fund	6.27	-3.89%	30.28%
<b>Nifty Next 50 TRI</b>			
ICICI Prudential Nifty Next 50 Index Fund	8,396.38	3.62%	38.02%

<b>NSE Indices and Linked Schemes</b>	<b>AUM (Rs.Crore)</b>	<b>MoM% Change</b>	<b>YoY% Change</b>
UTI Nifty Next 50 Index Fund	6,245.96	3.93%	47.33%
HDFC Nifty Next 50 Index Fund	2,249.05	4.90%	43.84%
SBI Nifty Next 50 Index Fund	1,901.06	4.78%	40.24%
DSP Nifty Next 50 Index Fund	1,194.46	4.49%	47.94%
Navi Nifty Next 50 Index Fund	1,113.57	3.56%	70.04%
Kotak Nifty Next 50 Index Fund	941.48	5.35%	115.68%
Axis Nifty Next 50 Index Fund	439.91	5.79%	63.65%
Motilal Oswal Nifty Next 50 Index Fund	426.93	6.55%	57.89%
Aditya Birla Sun Life Nifty Next 50 Index Fund	247.56	5.75%	51.09%
Edelweiss Nifty Next 50 Index Fund	220.57	10.20%	116.76%
JioBlackRock Nifty Next 50 Index Fund	172.05	9.01%	0.00%
HSBC Nifty Next 50 Index Fund	145.81	3.47%	29.43%
Tata Nifty Next 50 Index Fund	109.15	3.08%	0.00%
LIC MF Nifty Next 50 Index Fund	101.14	3.20%	24.22%
Bajaj Finserv Nifty Next 50 Index Fund	28.68	65.16%	0.00%
Bandhan Nifty Next 50 Index Fund	26.56	5.57%	147.35%
Groww Nifty Next 50 Index Fund	7.70	4.54%	0.00%
<b>Nifty 200 Momentum 30 TRI</b>			
UTI Nifty 200 Momentum 30 Index Fund	8,711.89	3.15%	23.68%
Motilal Oswal Nifty 200 Momentum 30 Index Fund	974.40	4.68%	26.03%
HDFC Nifty200 Momentum 30 Index Fund	647.88	3.60%	-0.16%
ICICI Prudential Nifty 200 Momentum 30 Index Fund	564.15	4.15%	30.91%
Kotak Nifty 200 Momentum 30 Index Fund	502.76	3.28%	47.42%
Bandhan Nifty200 Momentum 30 Index Fund	132.70	4.26%	20.19%
SBI Nifty200 Momentum 30 Index Fund	111.76	3.23%	0.00%
Baroda BNP Paribas Nifty200 Momentum 30 Index Fund	23.47	1.08%	5.62%
<b>Nifty Midcap 150 TRI</b>			
Motilal Oswal Nifty Midcap 150 Index Fund	3,134.77	4.33%	74.09%
Nippon India Nifty Midcap 150 Index Fund	2,188.15	3.19%	54.46%
SBI Nifty Midcap 150 Index Fund	963.90	3.08%	46.54%
ICICI Prudential Nifty Midcap 150 Index Fund	957.88	2.26%	70.36%
HDFC Nifty Midcap 150 Index Fund	508.13	5.24%	95.07%
Aditya Birla Sun Life Nifty Midcap 150 Index Fund	425.14	4.15%	50.12%
Navi Nifty Midcap 150 Index Fund	354.25	0.82%	72.35%
Tata Nifty Midcap 150 Index Fund	228.28	7.39%	0.00%
JioBlackRock Nifty Midcap 150 Index Fund	221.51	10.11%	0.00%
UTI Nifty Midcap 150 Index Fund	62.66	4.51%	47.55%
Bandhan Nifty Midcap 150 Index Fund	31.70	2.76%	63.24%
Kotak Nifty Midcap 150 Index Fund	21.54	14.59%	0.00%
Groww Nifty Midcap 150 Index Fund	12.40	5.66%	0.00%
DSP Nifty Midcap 150 Index Fund	9.88	11.11%	0.00%
Baroda BNP Paribas Nifty Midcap 150 Index Fund	9.17	2.67%	23.48%
<b>Nifty Smallcap 250 TRI</b>			
Nippon India Nifty Smallcap 250 Index Fund	2,752.94	6.80%	61.11%

<b>NSE Indices and Linked Schemes</b>	<b>AUM (Rs.Crore)</b>	<b>MoM% Change</b>	<b>YoY% Change</b>
SBI Nifty Smallcap 250 Index Fund	1,423.42	1.40%	31.05%
Motilal Oswal Nifty Smallcap 250 Index Fund	997.90	1.41%	42.14%
ICICI Prudential Nifty Smallcap 250 Index Fund	595.62	7.97%	55.38%
HDFC Nifty Smallcap 250 Index Fund	554.67	1.64%	58.53%
JioBlackRock Nifty Smallcap 250 Index Fund	261.05	10.11%	0.00%
Edelweiss Nifty Smallcap 250 Index Fund	194.45	5.47%	110.98%
Groww Nifty Smallcap 250 Index Fund	114.98	1.58%	37.73%
Bandhan Nifty Smallcap 250 Index Fund	60.15	3.39%	49.86%
Kotak Nifty SmallCap 250 Index Fund	42.54	7.50%	169.11%
DSP Nifty Smallcap 250 Index Fund	9.41	11.51%	0.00%
<b>Nifty 50 Equal Weight TRI</b>			
DSP Nifty 50 Equal Weight Index Fund	2,471.39	2.26%	35.24%
HDFC Nifty50 Equal Weight Index Fund	1,698.10	3.67%	28.49%
SBI Nifty50 Equal Weight Index Fund	1,060.93	1.53%	11.29%
Aditya Birla Sun Life Nifty 50 Equal Weight Index Fund	468.92	0.45%	38.73%
ICICI Prudential Nifty50 Equal Weight Index Fund	213.44	4.10%	122.10%
UTI Nifty50 Equal Weight Index Fund	127.51	4.03%	45.71%
Kotak Nifty 50 Equal Weight Index Fund	51.39	12.19%	495.19%
<b>Nifty India Defence TRI</b>			
Motilal Oswal Nifty India Defence Index Fund	4,086.95	0.61%	107.42%
Aditya Birla Sun Life Nifty India Defence Index Fund	900.35	5.21%	207.81%
<b>Nifty 500 TRI</b>			
Motilal Oswal Nifty 500 Index Fund	2,897.80	2.33%	51.97%
SBI Nifty 500 Index Fund	776.68	-0.26%	3.32%
Axis Nifty 500 Index Fund	301.97	-1.75%	48.04%
ICICI Prudential Nifty 500 Index Fund	68.79	3.42%	312.96%
DSP Nifty 500 Index Fund	11.08	-4.98%	0.00%
<b>Nifty Midcap150 Momentum 50 TRI</b>			
Edelweiss Nifty Midcap150 Momentum 50 Index Fund	1,452.18	5.18%	108.66%
Tata Nifty Midcap 150 Momentum 50 Index Fund	1,062.97	3.96%	62.52%
Kotak Nifty Midcap 150 Momentum 50 Index Fund	321.56	6.51%	327.44%
<b>Nifty 100 TRI</b>			
Axis Nifty 100 Index Fund	1,983.85	0.50%	24.95%
HDFC Nifty 100 Index Fund	403.26	1.63%	42.19%
Bandhan Nifty 100 Index Fund	229.02	0.32%	54.09%
<b>Nifty Bank TRI</b>			
ICICI Prudential Nifty Bank Index Fund	703.75	0.87%	35.56%
Motilal Oswal Nifty Bank Index Fund	680.39	1.75%	21.93%
Navi Nifty Bank Index Fund	669.51	0.56%	25.40%
Nippon India Nifty Bank Index Fund	188.58	1.72%	45.83%
Axis Nifty Bank Index Fund	149.93	-0.06%	23.11%
SBI Nifty Bank Index Fund	143.98	-0.28%	51.80%
DSP Nifty Bank Index Fund	59.11	2.01%	35.97%
Bandhan Nifty Bank Index Fund	19.59	-6.05%	38.45%

<b>NSE Indices and Linked Schemes</b>	<b>AUM (Rs.Crore)</b>	<b>MoM% Change</b>	<b>YoY% Change</b>
<b>Nifty Large Midcap 250 TRI</b>			
Zerodha Nifty LargeMidcap 250 Index Fund	1,322.24	4.53%	80.67%
HDFC Nifty LargeMidcap 250 Index Fund	420.84	0.91%	0.10%
Edelweiss Nifty Large Midcap 250 Index Fund	327.68	2.55%	50.45%
Zerodha ELSS Tax Saver Nifty LargeMidcap 250 Index Fund	257.18	2.93%	65.96%
ICICI Prudential Nifty LargeMidcap 250 Index Fund	249.63	3.07%	46.12%
Mirae Asset Nifty LargeMidcap 250 Index Fund	35.09	9.32%	156.58%
<b>Nifty Microcap 250 TRI</b>			
Motilal Oswal Nifty Microcap 250 Index Fund	2,292.27	-2.25%	37.03%
<b>Nifty 100 Low Volatility 30 TRI</b>			
Bandhan Nifty 100 Low Volatility 30 Index Fund	1,834.17	-0.67%	36.89%
HDFC Nifty 100 Low Volatility 30 Index Fund	255.23	-8.85%	-20.93%
Kotak Nifty 100 Low Volatility 30 Index Fund	132.67	-6.91%	31.93%
SBI Nifty100 Low Volatility 30 Index Fund	63.59	-1.04%	0.00%
<b>Nifty 500 Momentum 50 TRI</b>			
Nippon India Nifty 500 Momentum 50 Index Fund	1,084.18	4.92%	82.56%
Motilal Oswal Nifty 500 Momentum 50 Index Fund	725.19	0.27%	52.23%
Axis Nifty500 Momentum 50 Index Fund	127.11	6.17%	184.26%
Bandhan Nifty 500 Momentum 50 Index Fund	30.19	6.26%	77.58%
Kotak Nifty500 Momentum 50 Index Fund	17.04	12.18%	0.00%
<b>Nifty Alpha Low-Volatility 30 TRI</b>			
Nippon India Nifty Alpha Low Volatility 30 Index Fund	1,392.39	2.77%	19.24%
Edelweiss Nifty Alpha Low Volatility 30 Index Fund	116.74	2.02%	0.75%
UTI Nifty Alpha Low-Volatility 30 Index Fund	72.13	0.47%	-0.15%
Bandhan Nifty Alpha Low Volatility 30 Index Fund	11.52	31.69%	62.08%
<b>Nifty Top 10 Equal Weight TRI</b>			
DSP Nifty Top 10 Equal Weight Index Fund	1,307.14	-5.17%	-5.58%
Kotak Nifty Top 10 Equal Weight Index Fund	34.31	0.90%	0.00%
<b>Nifty 50 Value 20 TRI</b>			
Nippon India Nifty 50 Value 20 Index Fund	1,020.60	-3.64%	16.76%
ICICI Prudential Nifty50 Value 20 Index Fund	106.64	-2.45%	15.14%
<b>Nifty IT TRI</b>			
ICICI Prudential Nifty IT Index Fund	516.50	-18.41%	12.14%
Nippon India Nifty IT Index Fund	186.25	-12.75%	39.41%
Axis Nifty IT Index Fund	118.59	-15.61%	-6.13%
SBI Nifty IT Index Fund	73.10	-4.02%	106.84%
DSP Nifty IT Index Fund	57.94	-1.70%	0.00%
Bandhan Nifty IT Index Fund	26.71	-15.48%	5.17%
Navi Nifty IT Index Fund	22.62	-13.82%	65.78%
<b>Nifty Smallcap 50 TRI</b>			
Axis Nifty Smallcap 50 Index Fund	538.00	2.95%	35.00%
Aditya Birla Sun Life Nifty Smallcap 50 Index Fund	255.05	3.75%	38.62%
Kotak Nifty Smallcap 50 Index Fund	179.14	2.65%	79.22%

<b>NSE Indices and Linked Schemes</b>	<b>AUM (Rs.Crore)</b>	<b>MoM% Change</b>	<b>YoY% Change</b>
<b>Nifty 200 Quality 30 TRI</b>			
UTI Nifty200 Quality 30 Index Fund	621.12	-3.32%	41.20%
SBI Nifty200 Quality 30 Index Fund	291.93	-4.22%	0.00%
ICICI Prudential Nifty200 Quality 30 Index Fund	22.31	-3.14%	0.00%
Kotak Nifty 200 Quality 30 Index Fund	14.41	-0.93%	0.00%
Bandhan Nifty 200 Quality 30 Index Fund	11.82	-2.40%	35.58%
<b>Nifty Capital Markets TRI</b>			
Tata Nifty Capital Markets Index Fund	496.32	4.22%	313.14%
Motilal Oswal Nifty Capital Market Index Fund	346.54	2.56%	309.84%
<b>Nifty 500 Value 50 TRI</b>			
UTI Nifty 500 Value 50 Index Fund	642.45	9.08%	41.71%
Axis Nifty500 Value 50 Index Fund	145.27	18.44%	106.42%
Bandhan Nifty 500 Value 50 Index Fund	28.42	19.69%	185.27%
<b>Nifty Midcap 150 Quality 50 TRI</b>			
DSP Nifty Midcap 150 Quality 50 Index Fund	462.43	0.15%	35.72%
UTI Nifty Midcap 150 Quality 50 Index Fund	237.09	1.14%	7.45%
<b>Nifty Midcap 50 TRI</b>			
Axis Nifty Midcap 50 Index Fund	608.48	3.84%	63.67%
Kotak Nifty Midcap 50 Index Fund	67.38	-0.50%	53.52%
<b>Nifty 100 Equal Weighted TRI</b>			
HDFC Nifty 100 Equal Weight Index Fund	417.81	-0.84%	38.21%
Sundaram Nifty 100 Equal Weight Fund	134.59	2.89%	45.92%
Kotak Nifty 100 Equal Weight Index Fund	38.31	3.80%	433.58%
<b>Nifty Alpha 50 TRI</b>			
Bandhan Nifty Alpha 50 Index Fund	520.10	4.48%	68.65%
Kotak Nifty Alpha 50 Index Fund	24.50	15.29%	0.00%
<b>Nifty 500 Multicap Momentum Quality 50 TRI</b>			
Edelweiss Nifty500 Multicap Momentum Quality 50 Index Fund	521.35	8.30%	230.71%
<b>Nifty Total Market TRI</b>			
Groww Nifty Total Market Index Fund	340.58	0.98%	37.67%
Angel One Nifty Total Market Index Fund	55.12	2.01%	0.00%
Mirae Asset Nifty Total Market Index Fund	48.17	1.78%	51.90%
Bandhan Nifty Total Market Index Fund	40.18	1.82%	20.02%
<b>Nifty 500 Multicap 50:25:25 TRI</b>			
HDFC Nifty500 Multicap 50 25 25 Index Fund	430.78	2.45%	14.37%
Navi Nifty 500 Multicap 50 25 25 Index Fund	26.09	1.20%	25.67%
<b>Nifty India Consumption TRI</b>			
SBI Nifty India Consumption Index Fund	275.13	-1.68%	-13.07%
HDFC Nifty India Consumption Index Fund	162.24	0.00%	0.00%
<b>Nifty 500 Equal Weight TRI</b>			
Nippon India Nifty 500 Equal Weight Index Fund	396.41	-1.33%	13.55%
<b>Nifty Auto TRI</b>			
ICICI Prudential Nifty Auto Index Fund	216.59	8.93%	71.29%
Tata Nifty Auto Index Fund	100.89	5.08%	43.69%

<b>NSE Indices and Linked Schemes</b>	<b>AUM (Rs.Crore)</b>	<b>MoM% Change</b>	<b>YoY% Change</b>
Nippon India Nifty Auto Index Fund	43.71	8.23%	48.58%
<b>Nifty Private Bank TRI</b>			
UTI Nifty Private Bank Index Fund	224.28	-1.02%	26.23%
DSP Nifty Private Bank Index Fund	59.69	-0.78%	0.00%
ICICI Prudential Nifty Private Bank Index Fund	18.33	-13.95%	0.00%
<b>Nifty 100 Quality 30 TRI</b>			
HDFC Nifty100 Quality 30 Index Fund	151.14	-5.83%	-21.31%
Edelweiss Nifty 100 Quality 30 Index Fund	143.86	-4.23%	0.60%
<b>Nifty India Tourism TRI</b>			
Tata Nifty India Tourism Index Fund	255.97	0.11%	-7.30%
Kotak Nifty India Tourism Index Fund	32.09	4.86%	35.64%
<b>Nifty Smallcap 250 Quality 50 TRI</b>			
DSP Nifty Smallcap250 Quality 50 Index Fund	283.12	1.19%	61.11%
<b>Nifty Commodities TRI</b>			
Kotak Nifty Commodities Index Fund	274.52	14.69%	0.00%
<b>Nifty 200 Value 30 TRI</b>			
ICICI Prudential Nifty200 Value 30 Index Fund	200.76	47.25%	164.03%
Kotak Nifty200 Value 30 Index Fund	10.83	0.00%	0.00%
<b>Nifty 200 Alpha 30 TRI</b>			
Tata Nifty200 Alpha 30 Index Fund	195.60	3.54%	19.34%
<b>Nifty MidSmall Healthcare TRI</b>			
Tata Nifty Midsmall Healthcare Index Fund	158.34	5.31%	33.12%
Motilal Oswal Nifty MidSmall Healthcare Index Fund	28.42	6.41%	44.62%
<b>Nifty Realty TRI</b>			
HDFC Nifty Realty Index Fund	106.21	1.07%	6.65%
Tata Nifty Realty Index Fund	44.50	2.05%	-1.09%
Nippon India Nifty Realty Index Fund	35.40	11.95%	117.18%
<b>Nifty India Digital TRI</b>			
HDFC Nifty India Digital Index Fund	140.15	-13.22%	-31.42%
<b>Nifty India Manufacturing Index TRI</b>			
Navi Nifty India Manufacturing Index Fund	71.04	5.67%	45.21%
Nippon India Nifty India Manufacturing Index Fund	40.13	9.06%	0.00%
UTI Nifty India Manufacturing Index Fund	27.37	4.48%	48.03%
<b>Nifty 500 Flexicap Quality 30 TRI</b>			
DSP Nifty500 Flexicap Quality 30 Index Fund	129.29	10.82%	0.00%
<b>Nifty 500 Multicap India Manufacturing 50:30:20 TRI</b>			
Tata Nifty500 Multicap India Manufacturing 50 30 20 Index Fund	125.93	4.29%	18.53%
<b>Nifty 500 Quality 50 TRI</b>			
Axis Nifty500 Quality 50 Index Fund	71.36	-0.59%	0.00%
Nippon India Nifty 500 Quality 50 Index Fund	43.18	0.01%	0.00%
<b>Nifty Financial Services EX-Bank TRI</b>			
Kotak Nifty Financial Services Ex-Bank Index Fund	97.40	3.72%	158.53%
<b>Nifty Pharma TRI</b>			
ICICI Prudential Nifty Pharma Index Fund	97.03	5.61%	29.27%

<b>NSE Indices and Linked Schemes</b>	<b>AUM (Rs.Crore)</b>	<b>MoM% Change</b>	<b>YoY% Change</b>
<b>Nifty MidSmallcap 400 Momentum Quality 100 TRI</b>			
UTI Nifty Midsmallcap 400 Momentum Quality 100 Index Fund	96.24	3.61%	187.85%
<b>Nifty Top 20 Equal Weight TRI</b>			
HDFC Nifty Top 20 Equal Weight Index Fund	85.08	1.06%	0.00%
<b>Nifty MidSmall Financial Services TRI</b>			
Motilal Oswal Nifty MidSmall Financial Services Index Fund	82.94	-6.97%	490.77%
<b>Nifty Financial Services TRI</b>			
Tata Nifty Financial Services Index Fund	72.50	3.17%	-9.92%
<b>Nifty 500 Multicap Infrastructure 50:30:20 TRI</b>			
Tata Nifty500 Multicap Infrastructure 50 30 20 Index Fund	72.31	2.04%	6.09%
<b>Nifty 500 Shariah TRI</b>			
UTI Nifty500 Shariah Index Fund	67.75	0.00%	0.00%
<b>Nifty India Railways PSU TRI</b>			
Groww Nifty India Railways PSU Index Fund	48.13	-2.13%	155.83%
<b>Nifty Non-Cyclical Consumer Index TRI</b>			
Groww Nifty Non-Cyclical Consumer Index Fund	41.99	-0.85%	-1.22%
<b>Nifty MidSmall IT and Telecom TRI</b>			
Motilal Oswal Nifty MidSmall IT And Telecom Index Fund	32.92	-8.89%	91.60%
<b>Nifty Total Market Momentum Quality 50 TRI</b>			
Angel One Nifty Total Market Momentum Quality 50 Index Fund	32.29	-0.51%	0.00%
<b>Nifty Top 15 Equal Weight TRI</b>			
ICICI Prudential Nifty Top 15 Equal Weight Index Fund	28.97	14.43%	0.00%
<b>Nifty 500 Low Volatility 50 TRI</b>			
Nippon India Nifty 500 Low Volatility 50 Index Fund	28.14	37.69%	0.00%
<b>Nifty Smallcap 250 Momentum Quality 100 TRI</b>			
Navi Nifty Smallcap250 Momentum Quality 100 Index Fund	24.70	4.53%	0.00%
<b>Nifty MidSmall India Consumption TRI</b>			
Motilal Oswal Nifty MidSmall India Consumption Index Fund	21.98	7.68%	67.67%
<b>Nifty Healthcare TRI</b>			
DSP Nifty Healthcare Index Fund	17.19	19.57%	0.00%
<b>Nifty MidSmallcap 400 TRI</b>			
Navi Nifty Midsmallcap 400 Index Fund	10.11	-11.41%	0.00%
<b>Index Funds - Debt</b>			
<b>Nifty PSU Bond Plus SDL Sep 2027 40:60 Index</b>			
ICICI Prudential Nifty PSU Bond Plus SDL Sep 2027 40 60 Index Fund	9,093.44	1.57%	1.08%
<b>Nifty SDL Plus PSU Bond Sep 2026 60:40 Index</b>			
Aditya Birla Sun Life Nifty SDL Plus PSU Bond Sep 2026 60 40 Index Fund	8,197.14	-0.20%	-14.20%
<b>Nifty CPSE Bond Plus SDL Sep 2026 50:50 Index</b>			
SBI CPSE Bond Plus SDL Sep 2026 50 50 Index Fund	7,676.52	0.10%	-17.43%
<b>Nifty SDL Apr 2027 Top 12 Equal Weight Index</b>			
Kotak Nifty SDL Apr 2027 Top 12 Equal Weight Index Fund	6,958.34	-0.91%	-9.78%
<b>Nifty PSU Bond Plus SDL Apr 2026 50:50 Index</b>			
Edelweiss Nifty PSU Bond Plus SDL Apr 2026 50 50 Index Fund	6,149.33	-1.78%	-20.49%
<b>Nifty SDL Apr 2032 Top 12 Equal Weight Index</b>			

<b>NSE Indices and Linked Schemes</b>	<b>AUM (Rs.Crore)</b>	<b>MoM% Change</b>	<b>YoY% Change</b>
Kotak Nifty SDL Apr 2032 Top 12 Equal Weight Index Fund	3,533.94	5.21%	21.06%
<b>Nifty SDL Apr 2027 Index</b>			
Aditya Birla Sun Life Nifty SDL Apr 2027 Index Fund	3,395.87	-2.73%	-18.47%
<b>Nifty AAA CPSE Bond Plus SDL Apr 2027 60:40 Index</b>			
Nippon India Nifty AAA CPSE Bond Plus SDL - Apr 2027 Maturity 60 40 Index Fund	3,002.93	-1.58%	-12.98%
<b>Nifty PSU Bond Plus SDL Apr 2027 50:50 Index</b>			
Edelweiss Nifty PSU Bond Plus SDL Apr 2027 50 50 Index Fund	2,232.82	-0.99%	-2.86%
<b>Nifty G-Sec Jun 2036 Index</b>			
HDFC Nifty G-Sec Jun 2036 Index Fund	937.57	-0.13%	15.30%
Nippon India Nifty G-Sec Jun 2036 Maturity Index Fund	881.57	0.09%	17.90%
<b>Nifty SDL Plus G-Sec Jun 2028 30:70 Index</b>			
DSP Nifty SDL Plus G-Sec Jun 2028 30 70 Index Fund	1,805.20	-0.02%	-17.85%
<b>Nifty SDL Sep 2027 Index</b>			
ICICI Prudential Nifty SDL Sep 2027 Index Fund	1,496.96	-3.34%	-15.11%
Aditya Birla Sun Life Nifty SDL Sep 2027 Index Fund	40.51	0.47%	-1.43%
<b>Nifty G-Sec Dec 2026 Index</b>			
HDFC Nifty G-Sec Dec 2026 Index Fund	1,158.06	0.19%	-13.79%
Tata Nifty G-Sec Dec 2026 Index Fund	78.75	1.81%	-22.46%
<b>Nifty SDL Dec 2028 Index</b>			
ICICI Prudential Nifty SDL Dec 2028 Index Fund	845.82	-1.02%	-14.17%
Baroda BNP Paribas Nifty SDL December 2028 Index Fund	29.33	0.26%	-12.12%
<b>Nifty G-sec Dec 2030 Index</b>			
ICICI Prudential Nifty G-Sec Dec 2030 Index Fund	843.85	0.53%	-14.46%
<b>Nifty G-Sec Jun 2027 Index</b>			
HDFC Nifty G-Sec Jun 2027 Index Fund	751.89	1.11%	1.25%
<b>Nifty SDL Plus AAA PSU Bond Dec 2027 60:40 Index</b>			
Tata Nifty SDL Plus AAA PSU Bond Dec 2027 60 40 Index Fund	746.78	0.23%	-12.62%
<b>Nifty G-sec Sep 2032 Index</b>			
HDFC Nifty G-Sec Sep 2032 Index Fund	642.86	0.49%	5.86%
Invesco India Nifty G-Sec Sep 2032 Index Fund	50.81	0.69%	2.68%
<b>Nifty G-Sec July 2031 Index</b>			
HDFC Nifty G-Sec July 2031 Index Fund	668.67	0.79%	-2.66%
<b>Nifty SDL Plus AAA PSU Bond Jul 2028 60:40 Index</b>			
Kotak Nifty SDL Plus AAA PSU Bond Jul 2028 60 40 Index Fund	546.71	0.42%	-6.77%
<b>Nifty SDL Jun 2027 Index</b>			
Mirae Asset Nifty SDL Jun 2027 Index Fund	513.98	-3.01%	-32.80%
<b>Nifty G-Sec Sep 2027 Index</b>			
Nippon India Nifty G-Sec Sep 2027 Maturity Index Fund	409.45	-0.10%	2.27%
<b>Nifty AAA PSU Bond Plus SDL Sep 2026 50:50 Index</b>			
Nippon India Nifty AAA PSU Bond Plus SDL- Sep 2026 Maturity 50 50 Index Fund	382.66	-0.88%	-10.25%
<b>Nifty SDL Plus G-Sec Jun 2028 70:30 Index</b>			
Nippon India Nifty SDL Plus G-Sec - Jun 2028 Maturity 70 30 Index Fund	330.00	-0.52%	-18.31%

<b>NSE Indices and Linked Schemes</b>	<b>AUM (Rs.Crore)</b>	<b>MoM% Change</b>	<b>YoY% Change</b>
<b>Nifty SDL Sep 2026 Index</b>			
ICICI Prudential Nifty SDL Sep 2026 Index Fund	256.13	-6.95%	4.44%
Axis Nifty SDL September 2026 Debt Index Fund	68.85	0.81%	-9.09%
<b>Nifty SDL Plus G-Sec Jun 2029 70:30 Index</b>			
Nippon India Nifty SDL Plus G-Sec - Jun 2029 Maturity 70 30 Index Fund	321.19	0.80%	0.53%
<b>Nifty AAA Financial Services Bond Mar 2028 Index</b>			
Kotak Nifty AAA Bond Financial Services Mar 2028 Index Fund	267.69	-0.99%	0.00%
<b>Nifty SDL Jul 2033 Index</b>			
Kotak Nifty SDL Jul 2033 Index Fund	197.61	1.62%	-7.55%
<b>Nifty SDL Oct 2026 Index</b>			
HDFC Nifty SDL Oct 2026 Index Fund	185.23	0.21%	-5.69%
<b>Nifty SDL Plus AAA PSU Bond Apr 2026 75:25 Index</b>			
UTI Nifty SDL Plus AAA PSU Bond Apr 2026 75 25 Index Fund	171.49	0.32%	-4.27%
<b>Nifty G-Sec Apr 2029 Index</b>			
HDFC Nifty G-Sec Apr 2029 Index Fund	170.76	-2.34%	3.63%
<b>Nifty G-Sec Dec 2029 Index</b>			
Tata Nifty G-Sec Dec 2029 Index Fund	136.26	-6.49%	-24.22%
<b>Nifty G-Sec Oct 2028 Index</b>			
Nippon India Nifty G-Sec Oct 2028 Maturity Index Fund	127.78	1.06%	6.94%
<b>Nifty SDL December 2026 Index</b>			
Baroda BNP Paribas Nifty SDL December 2026 Index Fund	114.12	-1.22%	-0.93%
<b>Nifty SDL Jul 2026 Index</b>			
Kotak Nifty SDL Jul 2026 Index Fund	98.33	-0.82%	-6.68%
<b>Nifty SDL Plus G-Sec Sep 2027 50:50 Index</b>			
DSP Nifty SDL Plus G-Sec Sep 2027 50 50 Index Fund	89.26	0.66%	-8.54%
<b>Nifty G-sec Jul 2027 Index</b>			
Invesco India Nifty G-sec Jul 2027 Index Fund	82.36	0.64%	17.79%
<b>Nifty AAA PSU Bond Plus SDL Apr 2026 50:50 Index</b>			
Mirae Asset Nifty AAA PSU Bond Plus SDL Apr 2026 50 50 Index Fund	75.76	-1.03%	-19.55%
<b>Nifty SDL June 2028 Index</b>			
Mirae Asset Nifty SDL June 2028 Index Fund	70.80	0.69%	-0.64%
<b>Nifty SDL Plus G-Sec Jun 2027 40 60 Index</b>			
HDFC NIFTY SDL Plus G-Sec Jun 2027 40 60 Index Fund	48.58	-1.51%	-0.48%
<b>Nifty SDL Plus AAA PSU Bond Apr 2028 75:25 Index</b>			
UTI Nifty SDL Plus AAA PSU Bond Apr 2028- 75 25 Index Fund	34.62	0.64%	-17.05%
<b>Nifty 8-13 yr G-Sec index</b>			
JioBlackRock Nifty 8-13 yr G-Sec Index Fund	32.27	15.94%	0.00%
<b>Nifty G-sec July 2033 Index</b>			
Kotak Nifty G-Sec July 2033 Index Fund	22.76	1.91%	15.77%
<b>Nifty Short Duration G-Sec TRI</b>			
Zerodha Nifty Short Duration G-Sec Index Fund	16.33	2.64%	0.00%



## About NSE Indices Limited

NSE Indices Limited (formerly known as India Index Services & Products Ltd. - IISL), a subsidiary of NSE, provides a variety of indices and index related services for the capital markets. The company focuses on the index as a core product. The company owns and manages a portfolio of indices under the Nifty brand of NSE, including the flagship index, the Nifty 50. Nifty equity indices comprise of broad-based benchmark indices, sectoral indices, strategy indices, thematic indices and customised indices. NSE Indices Limited also maintains fixed income indices based on Government of India securities, corporate bonds, money market instruments and hybrid indices. Many investment products based on Nifty indices have been developed within India and abroad. These include index based derivatives traded on NSE and NSE International Exchange IFSC Limited (NSE IX) and a number of index funds and exchange traded funds. The flagship 'Nifty 50' index is widely tracked and traded as the benchmark for Indian Capital Markets.

### CONTACT



[indices@nse.co.in](mailto:indices@nse.co.in)



+91 22 26598386



8th floor, Tower 4, Equinox Business Park, LBS Road, Kurla West, Mumbai - 400070

**Disclaimer:** All information contained herewith is provided for reference purpose only. NSE Indices Limited (formerly known as India Index Services & Products Limited-IISL) ensures accuracy and reliability of the above information to the best of its endeavors. However, NSE Indices Limited makes no warranty or representation as to the accuracy, completeness or reliability of any of the information contained herein and disclaim any and all liability whatsoever to any person for any damage or loss of any nature arising from or as a result of reliance on any of the information provided herein. The information contained in this document is not intended to provide any professional advice.